

**Combining Fund Financial Statements  
Nonmajor Special Revenue, Debt Service and Capital Project Funds**

**City of Chaska**

**December 31, 2004**

---

**CITY OF CHASKA, MINNESOTA**


**COMBINING BALANCE SHEET  
NONMAJOR GOVERNMENTAL FUNDS  
DECEMBER 31, 2004**

	<u>SPECIAL REVENUE</u>	<u>DEBT SERVICE</u>	<u>CAPITAL PROJECTS</u>	<u>TOTAL NONMAJOR GOVERNMENTAL FUNDS</u>
<b><u>ASSETS</u></b>				
Cash And Investments	\$ 1,855,157	\$ 1,446,892	\$ 8,860,301	\$ 12,162,350
Investments with Escrow Agent	-	3,200,237	-	3,200,237
Receivables:				
Taxes	43,069	-	413	43,482
Special Assessments	200,065	6,198,706	1,599,279	7,998,050
Accounts	14,880	-	14,062	28,942
Interest	1,568	-	26,635	28,203
Other Receivables	-	288,718	378,148	666,866
Due from Other Funds	-	-	14,932,911	14,932,911
Due From Other Governments	3,825	32,957	1,437,417	1,474,199
Interfund Receivable	-	-	378,710	378,710
Advance to Other Funds	621,000	-	1,003,578	1,624,578
Land Held for Resale	-	-	3,216,403	3,216,403
<b>TOTAL ASSETS</b>	<b><u>\$ 2,739,564</u></b>	<b><u>\$ 11,167,510</u></b>	<b><u>\$ 31,847,857</u></b>	<b><u>\$ 45,754,931</u></b>
<b><u>LIABILITIES AND FUND BALANCES</u></b>				
<b>LIABILITIES:</b>				
Accounts Payable	\$ 95,331	\$ 15,007	\$ 142,125	\$ 252,463
Due To Other Funds	-	-	2,816,450	2,816,450
Interfund Payable	-	-	1,961,257	1,961,257
Deferred and Unearned Revenue	203,244	6,472,493	4,470,112	11,145,849
Advance from Other Funds	-	-	708,820	708,820
<b>TOTAL LIABILITIES</b>	<b><u>298,575</u></b>	<b><u>6,487,500</u></b>	<b><u>10,098,764</u></b>	<b><u>16,884,839</u></b>
<b>FUND BALANCES:</b>				
Reserved	746,817	4,680,010	26,211,143	31,637,970
Unreserved, designated	1,606,343	-	-	1,606,343
Unreserved, undesignated reported in:				
Special Revenue Funds	87,829	-	-	87,829
Capital Project Funds	-	-	(4,462,050)	(4,462,050)
<b>TOTAL FUND BALANCES</b>	<b><u>2,440,989</u></b>	<b><u>4,680,010</u></b>	<b><u>21,749,093</u></b>	<b><u>28,870,092</u></b>
<b>TOTAL LIABILITIES AND FUND BALANCES</b>	<b><u>\$ 2,739,564</u></b>	<b><u>\$ 11,167,510</u></b>	<b><u>\$ 31,847,857</u></b>	<b><u>\$ 45,754,931</u></b>

**CITY OF CHASKA, MINNESOTA**

**COMBINING STATEMENT OF REVENUES, EXPENDITURES, AND CHANGES IN FUND BALANCES  
NONMAJOR GOVERNMENTAL FUNDS  
FOR THE YEAR ENDED DECEMBER 31, 2004**

	<u>SPECIAL REVENUE</u>	<u>DEBT SERVICE</u>	<u>CAPITAL PROJECTS</u>	<u>TOTAL NONMAJOR GOVERNMENTAL FUNDS</u>
<b><u>REVENUES</u></b>				
Taxes:				
Property	\$ 431,166	\$ -	\$ 68,396	\$ 499,562
Intergovernmental	27,748	577,039	665,859	1,270,646
Charges for Services	318,221	-	1,728,473	2,046,694
Special Assessments	63,303	1,374,828	366,067	1,804,198
Other Revenue	234,513	217,666	571,917	1,024,096
	<u>1,074,951</u>	<u>2,169,533</u>	<u>3,400,712</u>	<u>6,645,196</u>
<b>TOTAL REVENUES</b>				
<b><u>EXPENDITURES</u></b>				
<b>CURRENT:</b>				
General Government	-	1,556	46,541	48,097
Economic Development	168,041	-	226,410	394,451
Public Safety	7,385	-	106,000	113,385
Public Works	8,012	-	625,928	633,940
Parks, Recreation and Arts	47,716	-	-	47,716
<b>DEBT SERVICE:</b>				
Principal	-	4,655,000	-	4,655,000
Interest	-	2,634,485	128,312	2,762,797
Refunding Contribution	-	386,900	-	386,900
Issuance Costs & Fiscal Agent Fees	14,542	116,455	27,423	158,420
<b>CAPITAL OUTLAY</b>	<u>595,982</u>	<u>-</u>	<u>447,134</u>	<u>1,043,116</u>
	<u>841,678</u>	<u>7,794,396</u>	<u>1,607,748</u>	<u>10,243,822</u>
<b>TOTAL EXPENDITURES</b>				
<b>EXCESS (DEFICIENCY) OF REVENUES OVER (UNDER) EXPENDITURES</b>	<u>233,273</u>	<u>(5,624,863)</u>	<u>1,792,964</u>	<u>(3,598,626)</u>
<b><u>OTHER FINANCING SOURCES (USES)</u></b>				
Transfers In	208,756	3,804,992	-	4,013,748
Transfers Out	(448,274)	(73,411)	(3,611,991)	(4,133,676)
Bonds Issued	805,819	165,400	769,869	1,741,088
Refunding Bonds Issued	-	5,250,000	-	5,250,000
Premium on Bonds Issued	2,835	12,948	-	15,783
Payment to Refunded Bond Escrow Agent	-	(8,970,252)	-	(8,970,252)
Sale of Capital Assets	53,759	-	-	53,759
	<u>622,895</u>	<u>189,677</u>	<u>(2,842,122)</u>	<u>(2,029,550)</u>
<b>TOTAL OTHER FINANCING SOURCES AND USES</b>				
<b>NET CHANGE IN FUND BALANCES</b>	856,168	(5,435,186)	(1,049,158)	(5,628,176)
<b>FUND BALANCES, January 1</b>	<u>1,584,821</u>	<u>10,115,196</u>	<u>22,798,251</u>	<u>34,498,268</u>
<b>FUND BALANCES, December 31</b>	<u>\$ 2,440,989</u>	<u>\$ 4,680,010</u>	<u>\$ 21,749,093</u>	<u>\$ 28,870,092</u>



CHASKA

## Nonmajor Special Revenue Funds

City of Chaska

December 31, 2004

---

Special Revenue Funds are used to account for specific revenue sources that are legally restricted to expenditures for particular purposes.

<b>Ambulance Fund</b>	This fund accounts for grants to be used for the replacement of the ambulance.
<b>Mount Pleasant Maintenance &amp; Care Fund</b>	This fund is used to account for property tax levies and lot sales that are legally restricted to the maintenance of the cemetery and principal amounts received and related interest income for the care of the Mt. Pleasant Cemetery.
<b>Chaska EDA Fund</b>	This fund is used to report the administrative activities associated with the Chaska Economic Development Authority. The authority is authorized and levies ad valorem taxes to provide funds for operations.
<b>Park Development Fund</b>	This fund is used to account for grants and other dedicated revenues appropriated by budget for park and trail development.
<b>Equipment Acquisition Fund</b>	This fund is used to account for property tax levies appropriated by budget for capital equipment acquisition.
<b>Grace Gibson Fund</b>	This fund is used to account for assets received and related revenues and expenditures associated with Grace Gibson activities.
<b>Community Land Trust</b>	This fund is used to account for grants and other dedicated revenues appropriated for the Community Land Trust.

**CITY OF CHASKA, MINNESOTA**

**NONMAJOR SPECIAL REVENUE FUNDS  
COMBINING BALANCE SHEET  
DECEMBER 31, 2004**

	<u>AMBULANCE</u>	<u>MOUNT PLEASANT MAINTENANCE &amp; CARE</u>	<u>CHASKA EDA</u>	<u>PARK DEVELOPMENT</u>
<b><u>ASSETS</u></b>				
Cash And Investments	\$ -	\$ 155,531	\$ 25,294	\$ 1,088,219
Receivables:				
Taxes:				
Unremitted	-	534	954	-
Delinquent	-	71	320	-
Special Assessments:				
Unremitted	-	-	-	1,995
Delinquent	-	-	-	6,663
Deferred:				
Certified To County	-	-	-	191,407
Accounts:				
Current	-	-	14,526	-
Interest	-	-	-	1,568
Due From Other Governments	-	-	472	3,353
Advance To Other Funds	-	-	-	-
<b>TOTAL ASSETS</b>	<b><u>\$ -</u></b>	<b><u>\$ 156,136</u></b>	<b><u>\$ 41,566</u></b>	<b><u>\$ 1,293,205</u></b>
<b><u>LIABILITIES AND FUND BALANCES</u></b>				
<b>LIABILITIES:</b>				
Accounts Payable	\$ -	\$ 3,990	\$ 15,130	\$ 911
Contracts Payable	-	-	-	57,950
Deferred Revenue	-	71	320	198,070
<b>TOTAL LIABILITIES</b>	<b><u>-</u></b>	<b><u>4,061</u></b>	<b><u>15,450</u></b>	<b><u>256,931</u></b>
<b>FUND BALANCES (Deficit):</b>				
<b>Reserved:</b>				
Reserved For Advance to Other Funds	-	-	-	-
Reserved For Community Center	-	-	-	35,095
Reserved For Mt. Pleasant Perpetual Care	-	90,362	-	-
Reserved For Concerts In The Park	-	-	-	-
<b>Unreserved:</b>				
Designated For Capital Outlay Acquisition	-	-	-	1,001,179
Undesignated	-	61,713	26,116	-
<b>TOTAL FUND BALANCES</b>	<b><u>-</u></b>	<b><u>152,075</u></b>	<b><u>26,116</u></b>	<b><u>1,036,274</u></b>
<b>TOTAL LIABILITIES AND FUND BALANCES</b>	<b><u>\$ -</u></b>	<b><u>\$ 156,136</u></b>	<b><u>\$ 41,566</u></b>	<b><u>\$ 1,293,205</u></b>

<u>EQUIPMENT ACQUISITION</u>	<u>GRACE GIBSON</u>	<u>COMMUNITY LAND TRUST</u>	<u>TOTALS</u>
\$ 585,753	\$ 360	\$ -	\$ 1,855,157
36,407	-	-	37,895
4,783	-	-	5,174
-	-	-	1,995
-	-	-	6,663
-	-	-	191,407
354	-	-	14,880
-	-	-	1,568
-	-	-	3,825
621,000	-	-	621,000
<u>\$ 1,248,297</u>	<u>\$ 360</u>	<u>\$ -</u>	<u>\$ 2,739,564</u>
\$ 17,350	\$ -	\$ -	\$ 37,381
-	-	-	57,950
4,783	-	-	203,244
<u>22,133</u>	<u>-</u>	<u>-</u>	<u>298,575</u>
621,000	-	-	621,000
-	-	-	35,095
-	-	-	90,362
-	360	-	360
605,164	-	-	1,606,343
-	-	-	87,829
<u>1,226,164</u>	<u>360</u>	<u>-</u>	<u>2,440,989</u>
<u>\$ 1,248,297</u>	<u>\$ 360</u>	<u>\$ -</u>	<u>\$ 2,739,564</u>


**CITY OF CHASKA, MINNESOTA**

**NONMAJOR SPECIAL REVENUE FUNDS  
COMBINING STATEMENT OF REVENUES, EXPENDITURES AND CHANGES IN FUND BALANCES  
FOR THE YEAR ENDED DECEMBER 31, 2004**

	AMBULANCE	MOUNT PLEASANT MAINTENANCE & CARE	CHASKA EDA	PARK DEVELOPMENT
<b>REVENUES:</b>				
Taxes	\$ -	\$ 5,656	\$ 35,185	\$ -
Intergovernmental:				
State:				
Market Value Credit	-	296	2,534	-
Other	-	-	1,204	-
Local:				
ISD #112	-	-	-	3,353
Charges For Services	-	600	127,980	189,641
Special Assessments	-	-	-	63,303
Other Revenues:				
Investment Earnings	-	1,852	-	13,224
Rents	-	-	-	-
Refunds And Reimbursements	-	-	-	-
Contributions And Donations	-	-	-	46,116
Miscellaneous	-	-	69,336	-
<b>TOTAL REVENUES</b>	<u>-</u>	<u>8,404</u>	<u>236,239</u>	<u>315,637</u>
<b>EXPENDITURES:</b>				
Current:				
Economic Development	-	-	168,001	-
Public Safety	-	-	-	-
Public Works	-	8,012	-	-
Parks, Recreation and Arts	-	-	-	47,216
Debt Service:				
Issuance Costs & Fiscal Agent Fees	-	-	-	-
Capital Outlay	-	-	-	244,198
<b>TOTAL EXPENDITURES</b>	<u>-</u>	<u>8,012</u>	<u>168,001</u>	<u>291,414</u>
<b>EXCESS (DEFICIENCY) OF REVENUES OVER (UNDER) EXPENDITURES</b>	<u>-</u>	<u>392</u>	<u>68,238</u>	<u>24,223</u>
<b>OTHER FINANCING SOURCES (USES):</b>				
Transfers In	-	-	-	-
Transfers Out	(16,218)	-	-	(38,900)
Bond Issuance	-	-	-	-
Premium on Bonds Issued	-	-	-	-
Sale of Capital Assets	-	-	-	-
<b>TOTAL OTHER FINANCING SOURCES (USES)</b>	<u>(16,218)</u>	<u>-</u>	<u>-</u>	<u>(38,900)</u>
<b>NET CHANGE IN FUND BALANCES</b>	(16,218)	392	68,238	(14,677)
<b>FUND BALANCES (Deficit), January 1</b>	<u>16,218</u>	<u>151,683</u>	<u>(42,122)</u>	<u>1,050,951</u>
<b>FUND BALANCES (Deficit), December 31</b>	<u>\$ -</u>	<u>\$ 152,075</u>	<u>\$ 26,116</u>	<u>\$ 1,036,274</u>



<u>EQUIPMENT ACQUISITION</u>	<u>GRACE GIBSON</u>	<u>COMMUNITY LAND TRUST</u>	<u>TOTAL</u>
\$ 390,325	\$ -	\$ -	\$ 431,166
20,361	-	-	23,191
-	-	-	1,204
-	-	-	3,353
-	-	-	318,221
-	-	-	63,303
6,933	-	-	22,009
46,032	-	-	46,032
6,625	-	43,375	50,000
500	500	-	47,116
20	-	-	69,356
<u>470,796</u>	<u>500</u>	<u>43,375</u>	<u>1,074,951</u>
40	-	-	168,041
7,385	-	-	7,385
-	-	-	8,012
-	500	-	47,716
14,542	-	-	14,542
308,409	-	43,375	595,982
<u>330,376</u>	<u>500</u>	<u>43,375</u>	<u>841,678</u>
140,420	-	-	233,273
208,218	-	538	208,756
(393,156)	-	-	(448,274)
805,819	-	-	805,819
2,835	-	-	2,835
53,759	-	-	53,759
<u>677,475</u>	<u>-</u>	<u>538</u>	<u>622,895</u>
817,895	-	538	856,168
408,269	360	(538)	1,584,821
<u>\$ 1,226,164</u>	<u>\$ 360</u>	<u>\$ -</u>	<u>\$ 2,440,989</u>



CHASKA

Debt Service Funds are used to accumulate resources and to record payment of bonded debt principal and interest.

**Improvement Bond Funds**

These funds service debt on the general obligation improvement bonds that were issued to finance construction of public improvements. Special assessment improvements are paid for completely or in part by property owners deemed to be benefited from such improvements.

**Tax Increment Bond Funds**

These funds service debt on the tax increment bonds issued to finance economic development and redevelopment projects.

**Public Facilities Lease  
Revenue Bond Fund**

This fund services debt in the public facilities lease revenue bonds that are supported by lease payments received and pledged by the Chaska Economic Development Authority.

**EDA Lease Revenue Bond Fund**

This fund services debt on the school facility revenue bonds that are supported by lease payments received and pledged by the Chaska Economic Development Authority.

**Equipment Certificate Fund**

These funds service debt on the general obligation equipment certificates that were used to fund equipment purchases.

**EDA Public Facilities Revenue  
Bond Funds**

This fund services debt on the certificates of participation that were used to finance the City Hall and Municipal Services Building.

**CITY OF CHASKA, MINNESOTA**

**NONMAJOR DEBT SERVICE FUNDS  
COMBINING BALANCE SHEET  
DECEMBER 31, 2004**

	IMPROVEMENT BONDS	GO TAX INCREMENT BONDS	\$4,175,000 PUBLIC FACILITIES LEASE REVENUE BONDS OF 1995	EDA LEASE REVENUE BONDS OF 1999
<b><u>ASSETS</u></b>				
Cash And Investments	\$ 204,200	\$ 921,327	\$ -	\$ 2,039
Investments With Escrow Agent	-	2,395,610	-	804,627
Receivables:				
Special Assessments:				
Unremitted	1,319	9,697	-	-
Delinquent	710	13,639	-	-
Deferred:				
Certified To County	4,171,772	1,536,896	-	-
City Owned	-	464,673	-	-
Notes	288,718	-	-	-
Due From Other Governments	32,957	-	-	-
<b>TOTAL ASSETS</b>	<b>\$ 4,699,676</b>	<b>\$ 5,341,842</b>	<b>\$ -</b>	<b>\$ 806,666</b>
<b><u>LIABILITIES AND FUND BALANCES</u></b>				
<b>LIABILITIES:</b>				
Accounts Payable	\$ -	\$ 15,007	\$ -	\$ -
Deferred Revenue	4,461,200	2,011,293	-	-
<b>TOTAL LIABILITIES</b>	<b>4,461,200</b>	<b>2,026,300</b>	<b>-</b>	<b>-</b>
<b>FUND BALANCES:</b>				
Reserved:				
Reserved For Refunding	-	2,395,600	-	-
Reserved For Debt Service	238,476	919,942	-	806,666
<b>TOTAL FUND BALANCES</b>	<b>238,476</b>	<b>3,315,542</b>	<b>-</b>	<b>806,666</b>
<b>TOTAL LIABILITIES AND FUND BALANCES</b>	<b>\$ 4,699,676</b>	<b>\$ 5,341,842</b>	<b>\$ -</b>	<b>\$ 806,666</b>

<b>\$760,000 GO EQUIPMENT CERTIFICATES OF 2001</b>	<b>\$1,650,000, \$325,000 EDA PUBLIC FACILITIES REVENUE BONDS OF 2001 &amp; 2002</b>	<b>\$530,000 GO EQUIPMENT CERTIFICATES OF 2002</b>	<b>\$815,000 GO EQUIPMENT CERTIFICATES 2004</b>	<b>TOTALS</b>
\$ 10,550	\$ 292,878	\$ 15,849	\$ 49	\$ 1,446,892
-	-	-	-	3,200,237
-	-	-	-	11,016
-	-	-	-	14,349
-	-	-	-	5,708,668
-	-	-	-	464,673
-	-	-	-	288,718
-	-	-	-	32,957
<b>\$ 10,550</b>	<b>\$ 292,878</b>	<b>\$ 15,849</b>	<b>\$ 49</b>	<b>\$ 11,167,510</b>
\$ -	\$ -	\$ -	\$ -	\$ 15,007
-	-	-	-	6,472,493
-	-	-	-	6,487,500
-	-	-	-	2,395,600
<b>10,550</b>	<b>292,878</b>	<b>15,849</b>	<b>49</b>	<b>2,284,410</b>
<b>10,550</b>	<b>292,878</b>	<b>15,849</b>	<b>49</b>	<b>4,680,010</b>
<b>\$ 10,550</b>	<b>\$ 292,878</b>	<b>\$ 15,849</b>	<b>\$ 49</b>	<b>\$ 11,167,510</b>

**CITY OF CHASKA, MINNESOTA**

**NONMAJOR DEBT SERVICE FUNDS  
COMBINING STATEMENT OF REVENUES, EXPENDITURES AND CHANGES IN FUND BALANCES  
FOR THE YEAR ENDED DECEMBER 31, 2004**

	IMPROVEMENT BONDS	GO TAX INCREMENT BONDS	\$4,175,000 PUBLIC FACILITIES LEASE REVENUE BONDS OF 1995	EDA LEASE REVENUE BONDS OF 1999
<b>REVENUES:</b>				
Intergovernmental:				
State/County:				
Building Rent - Base Rent	\$ 10,000	\$ -	\$ 5,000	\$ -
Building Rent - Camera Rent	23,591	-	11,796	-
Local:				
ISD112 Lease Payment	-	-	-	526,652
Special Assessments	861,860	512,968	-	-
Other Revenue:				
Payments	47,251	-	-	-
Investment Earnings	7,965	110,147	8,021	7,202
Leases	-	-	-	-
<b>TOTAL REVENUES</b>	<b>950,667</b>	<b>623,115</b>	<b>24,817</b>	<b>533,854</b>
<b>EXPENDITURES:</b>				
Current:				
General Government:				
Administrative Fees	-	1,556	-	-
Debt Service:				
Principal	1,490,000	2,385,000	-	270,000
Interest	473,093	1,517,736	90,274	441,956
Refunding Contribution	-	-	386,900	-
Issuance Costs & Fiscal Agent Fees	-	62,049	54,406	-
<b>TOTAL EXPENDITURES</b>	<b>1,963,093</b>	<b>3,966,341</b>	<b>531,580</b>	<b>711,956</b>
<b>EXCESS (DEFICIENCY) OF REVENUES OVER (UNDER) EXPENDITURES</b>	<b>(1,012,426)</b>	<b>(3,343,226)</b>	<b>(506,763)</b>	<b>(178,102)</b>
<b>OTHER FINANCING SOURCES (USES):</b>				
Transfers In	482,623	2,779,213	-	-
Transfers Out	-	(41,569)	(31,842)	-
Bonds Issued	36,088	120,131	-	-
Refunding Bonds Issued	-	2,470,000	2,780,000	-
Premium on Bonds Issued	-	12,948	-	-
Payment to Refunded Bond Escrow Agent	-	(6,242,152)	(2,728,100)	-
<b>TOTAL OTHER FINANCING SOURCES (USES)</b>	<b>518,711</b>	<b>(901,429)</b>	<b>20,058</b>	<b>-</b>
<b>NET CHANGE IN FUND BALANCES</b>	<b>(493,715)</b>	<b>(4,244,655)</b>	<b>(486,705)</b>	<b>(178,102)</b>
<b>FUND BALANCES, January 1</b>	<b>732,191</b>	<b>7,560,197</b>	<b>486,705</b>	<b>984,768</b>
<b>FUND BALANCES, December 31</b>	<b>\$ 238,476</b>	<b>\$ 3,315,542</b>	<b>\$ -</b>	<b>\$ 806,666</b>

<u>\$760,000 GO EQUIPMENT CERTIFICATES OF 2001</u>	<u>\$1,650,000 &amp; \$325,000 EDA PUBLIC FACILITIES REVENUE BONDS OF 2001 &amp; 2002</u>	<u>\$530,000 GO EQUIPMENT CERTIFICATES OF 2002</u>	<u>\$815,000 GO EQUIPMENT CERTIFICATES 2004</u>	<u>TOTALS</u>
\$ -	\$ -	\$ -	\$ -	\$ 15,000
-	-	-	-	35,387
-	-	-	-	526,652
-	-	-	-	1,374,828
-	-	-	-	47,251
65	4,311	166	49	137,926
-	32,489	-	-	32,489
<u>65</u>	<u>36,800</u>	<u>166</u>	<u>49</u>	<u>2,169,533</u>
-	-	-	-	1,556
195,000	140,000	175,000	-	4,655,000
15,308	79,090	7,847	9,181	2,634,485
-	-	-	-	386,900
-	-	-	-	116,455
<u>210,308</u>	<u>219,090</u>	<u>182,847</u>	<u>9,181</u>	<u>7,794,396</u>
<u>(210,243)</u>	<u>(182,290)</u>	<u>(182,681)</u>	<u>(9,132)</u>	<u>(5,624,863)</u>
210,308	150,000	182,848	-	3,804,992
-	-	-	-	(73,411)
-	-	-	9,181	165,400
-	-	-	-	5,250,000
-	-	-	-	12,948
-	-	-	-	(8,970,252)
<u>210,308</u>	<u>150,000</u>	<u>182,848</u>	<u>9,181</u>	<u>189,677</u>
65	(32,290)	167	49	(5,435,186)
<u>10,485</u>	<u>325,168</u>	<u>15,682</u>	<u>-</u>	<u>10,115,196</u>
<u>\$ 10,550</u>	<u>\$ 292,878</u>	<u>\$ 15,849</u>	<u>\$ 49</u>	<u>\$ 4,680,010</u>

CITY OF CHASKA, MINNESOTA

DEBT SERVICE FUNDS - IMPROVEMENT BONDS  
 COMBINING BALANCE SHEET  
 DECEMBER 31, 2004

	\$7,565,000 GO IMPROVEMENT BONDS OF 2001	\$1,420,000 GO IMPROVEMENT CURRENT REFUNDING BONDS OF 2001	\$555,000 GO TAXABLE IMPROVEMENT BONDS OF 2002	\$455,000 GO IMPROVEMENT BONDS OF 2002	\$2,780,000 GO IMPROVEMENT CURRENT REFUNDING BONDS OF 2004	\$6,650,000 GO IMPROVEMENT BONDS OF 2004	TOTALS
<b><u>ASSETS</u></b>							
Cash And Investments	\$ 51,712	\$ 1,223	\$ 46,313	\$ 103,022	\$ 680	\$ 1,250	\$ 204,200
Receivables:							
Special Assessments:							
Unremitted	293	1,026	-	-	-	-	1,319
Delinquent	710	-	-	-	-	-	710
Deferred:							
Certified To County	1,144,964	335,054	409,533	35,146	-	2,247,075	4,171,772
Notes	288,718	-	-	-	-	-	288,718
Due From Other Governments	3,938	-	-	-	29,019	-	32,957
<b>TOTAL ASSETS</b>	<b>\$ 1,490,335</b>	<b>\$ 337,303</b>	<b>\$ 455,846</b>	<b>\$ 138,168</b>	<b>\$ 29,699</b>	<b>\$ 2,248,325</b>	<b>\$ 4,699,676</b>
<b><u>LIABILITIES AND FUND BALANCES</u></b>							
<b>LIABILITIES:</b>							
Deferred Revenue	\$ 1,434,392	\$ 335,054	\$ 409,533	\$ 35,146	\$ -	\$ 2,247,075	\$ 4,461,200
<b>FUND BALANCES:</b>							
Reserved For Debt Service	55,943	2,249	46,313	103,022	29,699	1,250	238,476
<b>TOTAL LIABILITIES AND FUND BALANCES</b>	<b>\$ 1,490,335</b>	<b>\$ 337,303</b>	<b>\$ 455,846</b>	<b>\$ 138,168</b>	<b>\$ 29,699</b>	<b>\$ 2,248,325</b>	<b>\$ 4,699,676</b>



CITY OF CHASKA, MINNESOTA

DEBT SERVICE FUNDS - IMPROVEMENT BONDS  
 COMBINING STATEMENT OF REVENUES, EXPENDITURES AND CHANGES IN FUND BALANCES  
 FOR THE YEAR ENDED DECEMBER 31, 2004

	\$7,565,000 GO IMPROVEMENT BONDS OF 2001	\$1,420,000 GO IMPROVEMENT CURRENT REFUNDING BONDS OF 2001	\$555,000 GO TAXABLE IMPROVEMENT BONDS OF 2002	\$455,000 GO IMPROVEMENT BONDS OF 2002	\$2,780,000 GO IMPROVEMENT CURRENT REFUNDING BONDS OF 2004	\$6,650,000 GO IMPROVEMENT BONDS OF 2004	TOTALS
<b>REVENUES:</b>							
Intergovernmental:							
State/County:							
Building Rent - Base Rent	\$ -	\$ -	\$ -	\$ -	\$ 10,000	\$ -	\$ 10,000
Building Rent - Camera Rent	-	-	-	-	23,591	-	23,591
Special Assessments	560,471	138,268	108,920	5,664	-	48,537	861,860
Other Revenue:							
Payments	47,251	-	-	-	-	-	47,251
Investment Earnings	7,088	223	404	-	-	250	7,965
<b>TOTAL REVENUES</b>	<b>614,810</b>	<b>138,491</b>	<b>109,324</b>	<b>5,664</b>	<b>33,591</b>	<b>48,787</b>	<b>950,667</b>
<b>EXPENDITURES:</b>							
Debt Service:							
Principal	1,000,000	250,000	60,000	50,000	130,000	-	1,490,000
Interest	268,500	30,175	20,390	11,410	56,734	85,884	473,093
<b>TOTAL EXPENDITURES</b>	<b>1,268,500</b>	<b>280,175</b>	<b>80,390</b>	<b>61,410</b>	<b>186,734</b>	<b>85,884</b>	<b>1,963,093</b>
<b>EXCESS (DEFICIENCY) OF REVENUES OVER (UNDER) EXPENDITURES</b>	<b>(653,690)</b>	<b>(141,684)</b>	<b>28,934</b>	<b>(55,746)</b>	<b>(153,143)</b>	<b>(37,097)</b>	<b>(1,012,426)</b>
<b>OTHER FINANCING SOURCES (USES):</b>							
Transfers In	-	139,022	-	158,500	182,842	2,259	482,623
Bonds Issued	-	-	-	-	-	36,088	36,088
<b>TOTAL OTHER FINANCING   SOURCES (USES)</b>	<b>-</b>	<b>139,022</b>	<b>-</b>	<b>158,500</b>	<b>182,842</b>	<b>38,347</b>	<b>518,711</b>
<b>NET CHANGE IN FUND BALANCES</b>	<b>(653,690)</b>	<b>(2,662)</b>	<b>28,934</b>	<b>102,754</b>	<b>29,699</b>	<b>1,250</b>	<b>(493,715)</b>
<b>FUND BALANCES, January 1</b>	<b>709,633</b>	<b>4,911</b>	<b>17,379</b>	<b>268</b>	<b>-</b>	<b>-</b>	<b>732,191</b>
<b>FUND BALANCES, December 31</b>	<b>\$ 55,943</b>	<b>\$ 2,249</b>	<b>\$ 46,313</b>	<b>\$ 103,022</b>	<b>\$ 29,699</b>	<b>\$ 1,250</b>	<b>\$ 238,476</b>

CITY OF CHASKA, MINNESOTA

DEBT SERVICE FUNDS - GO TAX INCREMENT BONDS  
 COMBINING BALANCE SHEET  
 DECEMBER 31, 2004

	\$4,510,000 GO TI BONDS OF 1998	\$12,120,000 GO TI BONDS OF 1999	\$670,000 GO TI BONDS OF 1999	\$5,075,000 GO TI X-OVER ADV REF BONDS OF 1999	\$4,675,000 GO TI BONDS OF 2000
<b>ASSETS</b>					
Cash And Investments	\$ 176,942	\$ 75	\$ 896	\$ 1,256	\$ 604,844
Investments With Escrow Agent	2,395,600	-	-	-	-
Receivables:					
Special Assessments:					
Unremitted	-	-	-	-	1,075
Delinquent	492	-	-	162	898
Deferred:					
Certified To County	170,323	-	-	25,307	949,277
City Owned	-	-	-	8,754	-
<b>TOTAL ASSETS</b>	<b>\$ 2,743,357</b>	<b>\$ 75</b>	<b>\$ 896</b>	<b>\$ 35,479</b>	<b>\$ 1,556,094</b>
<b>LIABILITIES AND FUND BALANCES</b>					
<b>LIABILITIES:</b>					
Accounts Payable	\$ -	\$ -	\$ -	\$ -	\$ 15,007
Deferred Revenue	170,815	-	-	34,223	946,260
<b>TOTAL LIABILITIES</b>	<b>170,815</b>	<b>-</b>	<b>-</b>	<b>34,223</b>	<b>961,267</b>
<b>FUND BALANCES:</b>					
Reserved:					
Reserved For Refunding	2,395,600	-	-	-	-
Reserved For Debt Service	176,942	75	896	1,256	594,827
<b>TOTAL FUND BALANCES</b>	<b>2,572,542</b>	<b>75</b>	<b>896</b>	<b>1,256</b>	<b>594,827</b>
<b>TOTAL LIABILITIES AND FUND BALANCES</b>	<b>\$ 2,743,357</b>	<b>\$ 75</b>	<b>\$ 896</b>	<b>\$ 35,479</b>	<b>\$ 1,556,094</b>

<u>\$1,140,000</u> <u>GO TAXABLE</u> <u>TI BONDS OF</u> <u>OF</u> <u>2000</u>	<u>\$2,220,000</u> <u>GO TAXABLE</u> <u>TI CURRENT</u> <u>REFUNDING</u> <u>BONDS OF</u> <u>2001</u>	<u>\$3,550,000</u> <u>GO TI CROSSOVER</u> <u>REFUNDING</u> <u>BONDS OF</u> <u>2002</u>	<u>\$1,555,000</u> <u>GO TAXABLE</u> <u>TI CROSSOVER</u> <u>REFUNDING BONDS</u> <u>OF 2002</u>	<u>\$6,220,000</u> <u>GO TI</u> <u>CROSSOVER</u> <u>REFUNDING BONDS</u> <u>OF 2003</u>	<u>\$890,000</u> <u>GO TAXABLE</u> <u>TI BONDS OF</u> <u>OF</u> <u>2004</u>	<u>\$2,470,000</u> <u>GO TAXABLE</u> <u>TI CROSSOVER</u> <u>REFUNDING BONDS</u> <u>OF 2004</u>	<u>TOTALS</u>
\$ 805	\$ 872	\$ 21,837	\$ 900	\$ 3,596	\$ 99,436	\$ 9,868	\$ 921,327
-	-	-	-	10	-	-	2,395,610
-	-	-	-	8,622	-	-	9,697
-	-	-	-	12,087	-	-	13,639
-	-	-	-	391,989	-	-	1,536,896
-	-	-	-	455,919	-	-	464,673
<u>\$ 805</u>	<u>\$ 872</u>	<u>\$ 21,837</u>	<u>\$ 900</u>	<u>\$ 872,223</u>	<u>\$ 99,436</u>	<u>\$ 9,868</u>	<u>\$ 5,341,842</u>
\$ -	\$ -	\$ -	\$ -	\$ -	\$ -	\$ -	\$ 15,007
-	-	-	-	859,995	-	-	2,011,293
-	-	-	-	859,995	-	-	2,026,300
-	-	-	-	-	-	-	2,395,600
805	872	21,837	900	12,228	99,436	9,868	919,942
805	872	21,837	900	12,228	99,436	9,868	3,315,542
<u>\$ 805</u>	<u>\$ 872</u>	<u>\$ 21,837</u>	<u>\$ 900</u>	<u>\$ 872,223</u>	<u>\$ 99,436</u>	<u>\$ 9,868</u>	<u>\$ 5,341,842</u>

CITY OF CHASKA, MINNESOTA

DEBT SERVICE FUNDS - GO TAX INCREMENT BONDS  
 COMBINING STATEMENT OF REVENUES, EXPENDITURES AND CHANGES IN FUND BALANCES  
 FOR THE YEAR ENDED DECEMBER 31, 2004

	\$4,510,000	\$12,120,000	\$670,000	\$5,075,000	\$4,675,000
	GO TI BONDS OF 1998	GO TI BONDS OF 1999	GO TI BONDS OF 1999	GO TI X-OVER ADV REF BONDS OF 1999	GO TI BONDS OF 2000
<b>REVENUES:</b>					
Special Assessments	\$ 80,612	\$ -	\$ -	\$ 21,348	\$ 402,387
Other:					
Investment Earnings	29,519	-	-	228	8,834
<b>TOTAL REVENUES</b>	<b>110,131</b>	<b>-</b>	<b>-</b>	<b>21,576</b>	<b>411,221</b>
<b>EXPENDITURES:</b>					
Current:					
General Government:					
Administrative Fees	-	925	105	-	-
Debt Service:					
Principal	330,000	-	-	1,200,000	200,000
Interest	135,355	499,180	38,807	46,200	223,575
Issuance Costs & Fiscal Agent Fees	-	-	-	-	-
<b>TOTAL EXPENDITURES</b>	<b>465,355</b>	<b>500,105</b>	<b>38,912</b>	<b>1,246,200</b>	<b>423,575</b>
<b>EXCESS (DEFICIENCY) OF REVENUES OVER (UNDER) EXPENDITURES</b>	<b>(355,224)</b>	<b>(500,105)</b>	<b>(38,912)</b>	<b>(1,224,624)</b>	<b>(12,354)</b>
<b>OTHER FINANCING SOURCES (USES):</b>					
Transfers In	144,304	499,180	38,808	1,193,931	-
Transfers Out	(41,569)	-	-	-	-
Bonds Issued	-	-	-	-	-
Refunding Bonds Issued	2,400,406	-	-	-	-
Premium on Bonds Issued	12,948	-	-	-	-
Payment to Refunding Bond Escrow Agent	-	-	-	-	-
<b>TOTAL OTHER FINANCING SOURCES (USES)</b>	<b>2,516,089</b>	<b>499,180</b>	<b>38,808</b>	<b>1,193,931</b>	<b>-</b>
<b>NET CHANGES IN FUND BALANCE</b>	<b>2,160,865</b>	<b>(925)</b>	<b>(104)</b>	<b>(30,693)</b>	<b>(12,354)</b>
FUND BALANCES, January 1	411,677	1,000	1,000	31,949	607,181
<b>FUND BALANCES, December 31</b>	<b>\$ 2,572,542</b>	<b>\$ 75</b>	<b>\$ 896</b>	<b>\$ 1,256</b>	<b>\$ 594,827</b>

<u>\$1,140,000</u> GO TAXABLE TI BONDS OF OF 2000	<u>\$2,220,000</u> GO TAXABLE TI CURRENT REFUNDING BONDS OF 2001	<u>\$3,550,000</u> GO TI CROSSOVER REFUNDING BONDS OF 2002	<u>\$1,555,000</u> GO TAXABLE TI CURRENT REFUNDING BONDS OF 2002	<u>\$6,220,000</u> GO TI CROSSOVER REFUNDING BONDS OF 2003	<u>\$890,000</u> GO TAXABLE TI BONDS OF OF 2004	<u>\$2,470,000</u> GO TAXABLE TI CROSSOVER REFUNDING BONDS OF 2004	<u>TOTALS</u>
\$ -	\$ -	\$ -	\$ -	\$ 8,621	\$ -	\$ -	\$ 512,968
-	-	1,145	-	69,541	811	69	110,147
-	-	1,145	-	78,162	811	69	623,115
195	233	-	98	-	-	-	1,556
105,000	400,000	-	150,000	-	-	-	2,385,000
68,300	75,200	126,625	57,073	186,600	21,506	39,315	1,517,736
-	-	-	-	-	-	62,049	62,049
173,495	475,433	126,625	207,171	186,600	21,506	101,364	3,966,341
(173,495)	(475,433)	(125,480)	(207,171)	(108,438)	(20,695)	(101,295)	(3,343,226)
173,300	476,200	11,055	200,866	-	-	41,569	2,779,213
-	-	-	-	-	-	-	(41,569)
-	-	-	-	-	120,131	-	120,131
-	-	-	-	-	-	69,594	2,470,000
-	-	-	-	-	-	-	12,948
-	-	-	-	(6,242,152)	-	-	(6,242,152)
173,300	476,200	11,055	200,866	(6,242,152)	120,131	111,163	(901,429)
(195)	767	(114,425)	(6,305)	(6,350,590)	99,436	9,868	(4,244,655)
1,000	105	136,262	7,205	6,362,818	-	-	7,560,197
<u>\$ 805</u>	<u>\$ 872</u>	<u>\$ 21,837</u>	<u>\$ 900</u>	<u>\$ 12,228</u>	<u>\$ 99,436</u>	<u>\$ 9,868</u>	<u>\$ 3,315,542</u>

Capital Projects Funds are used to account for the acquisition and construction of major capital facilities other than those financed by proprietary funds and trust funds.

<b>Tax Increment Funds</b>	This fund receives revenue from general property taxes in the form of tax increment. These revenues are used by the Chaska Economic Development Authority to promote industrial development via providing financing aids to developers.
<b>Special Assessments Funds</b>	This fund is used for the construction of improvements and assessment collections from properties benefiting from the improvements.
<b>Major Road Construction Fund</b>	This fund is used to account for the City's allocation of the State collected highway user tax for Minnesota State Aid (MSA) designated road construction.
<b>Permanent Improvement Revolving Funds</b>	These funds are used to collect the building permit revenues charged for the purpose of construction of the City's water, sewer and storm sewer systems. Three separate funds are shown: a Water Fund, a Sewer Fund, and a Storm Water Fund.
<b>Storm Sewer Area Fund</b>	This fund is used to collect the building permit revenues charged for the purpose of construction and maintenance of the City's storm sewer system.
<b>Highway 212 R.A.L.F. Loan Fund</b>	This fund is used to account for acquisitions for the new Highway 212 funded by the Metropolitan Council Right-Of-Way Acquisition Loan Fund (R.A.L.F.)
<b>Public Facilities Capital Improvement Fund</b>	This fund is used to account for sources to be used to finance future capital facility construction and improvements to existing City facilities.

(Continued)

(Continued)

<b>Capital Improvement Loan Fund</b>	This fund is used to accumulate grant and loan payment proceeds.
<b>Highway 41 Improvement Fund</b>	This fund is used to account for right-of-way acquisitions for the Highway 41 upgrading.
<b>Fire Protection Systems Fund</b>	This fund is used to account for receipts and expenditures for the fire protection systems.
<b>Improvement Revolving Fund</b>	This fund is used to fund un-bonded improvement projects.
<b>EDA Lease Revenue Bond Projects Fund</b>	This fund is used to account for two EDA capital project agreements.
<b>1997 Highway 41 Upgrading Fund</b>	This fund is used to account for the receipts and expenditures for the upgrading of Highway 41.
<b>2003 Highway 312 Improvements</b>	This fund is used to account for the receipts and expenditures for Highway 312.

CITY OF CHASKA, MINNESOTA

NONMAJOR CAPITAL PROJECT FUNDS  
 COMBINING BALANCE SHEET  
 DECEMBER 31, 2004

	TAX INCREMENT	SPECIAL ASSESSMENTS	MAJOR ROAD CONSTRUCTION	PERMANENT IMPROVEMENT REVOLVING/ WATER	PERMANENT IMPROVEMENT REVOLVING/ SEWER	STORM SEWER AREA	HWY. 212 RALF LOANS	PUBLIC FACILITIES CAPITAL IMPROVEMENT	CAPITAL IMPROVEMENT LOANS
<b>ASSETS</b>									
Cash And Investments	\$ 655,396	\$ 31,764	\$ 1,621,803	\$ 876,454	\$ 920,863	\$ 2,215,951	\$ 629,333	\$ -	\$ 159,871
Receivables:									
Taxes:									
Unremitted	413	-	-	-	-	-	-	-	-
Special Assessments:									
Unremitted	-	-	-	3,040	1,739	2,091	-	-	-
Delinquent	2,746	-	-	2,192	807	3,134	-	-	-
Deferred:									
Certified To County	710,939	-	-	186,855	125,208	291,349	-	-	-
City Owned	32,945	15,734	-	-	-	-	-	-	-
Accounts:									
Current	14,062	-	-	-	-	-	-	-	-
Interest	-	-	2,374	8,074	3,377	4,016	-	-	-
Notes	332,000	-	-	-	-	-	-	-	46,148
Due From Other Funds	2,532,038	-	-	4,942,289	1,000,000	283,025	-	-	-
Due From Other Governments	-	-	-	-	-	-	-	-	-
Interfund Receivable	-	-	-	-	-	189,355	-	189,355	-
Advance To Other Funds	-	-	-	-	-	501,789	-	501,789	-
Land Held For Resale	1,323,009	-	-	-	-	-	1,893,394	-	-
<b>TOTAL ASSETS</b>	<b>\$ 5,603,548</b>	<b>\$ 47,498</b>	<b>\$ 1,624,177</b>	<b>\$ 6,018,904</b>	<b>\$ 2,051,994</b>	<b>\$ 3,490,710</b>	<b>\$ 2,522,727</b>	<b>\$ 691,144</b>	<b>\$ 206,019</b>
<b>LIABILITIES AND FUND BALANCES</b>									
<b>LIABILITIES:</b>									
Accounts Payable	\$ 14,653	\$ 2,035	\$ -	\$ 3,576	\$ 410	\$ 49,018	\$ -	\$ 1,310	\$ -
Contracts Payable	5,175	8,516	-	5,000	17,233	3,962	-	-	-
Due To Other Funds	703,872	1,942,289	-	-	-	-	-	169,374	-
Interfund Payable	1,751,902	-	-	-	-	-	-	209,355	-
Deferred and Unearned Revenue	1,078,630	16,761	-	187,848	126,186	294,483	2,500,000	-	46,148
Advance From Other Funds	152,031	-	-	-	-	-	-	556,789	-
<b>TOTAL LIABILITIES</b>	<b>3,706,263</b>	<b>1,969,601</b>	<b>-</b>	<b>196,424</b>	<b>143,829</b>	<b>347,463</b>	<b>2,500,000</b>	<b>936,828</b>	<b>46,148</b>
<b>FUND BALANCES:</b>									
<b>Reserved:</b>									
Reserved For Advance To Other Funds	-	-	-	-	-	501,789	-	501,789	-
Reserved For Construction	2,344,588	21,213	1,624,177	5,822,480	1,908,165	2,641,458	22,727	-	159,871
Reserved For Redevelopment	1,323,009	-	-	-	-	-	-	-	-
<b>Unreserved:</b>									
Undesignated	(1,770,312)	(1,943,316)	-	-	-	-	-	(747,473)	-
<b>TOTAL FUND BALANCES</b>	<b>1,897,285</b>	<b>(1,922,103)</b>	<b>1,624,177</b>	<b>5,822,480</b>	<b>1,908,165</b>	<b>3,143,247</b>	<b>22,727</b>	<b>(245,684)</b>	<b>159,871</b>
<b>TOTAL LIABILITIES AND FUND BALANCES</b>	<b>\$ 5,603,548</b>	<b>\$ 47,498</b>	<b>\$ 1,624,177</b>	<b>\$ 6,018,904</b>	<b>\$ 2,051,994</b>	<b>\$ 3,490,710</b>	<b>\$ 2,522,727</b>	<b>\$ 691,144</b>	<b>\$ 206,019</b>

(Continued)



HWY. 41 IMPROVEMENT	PERMANENT IMPROVEMENT REVOLVING/ STORM/WATER	FIRE PROTECTION SYSTEMS	IMPROVEMENT REVOLVING	EDA LEASE REVENUE BOND PROJECTS	1997 HWY 41 UPGRADE	HWY 312 IMPROVEMENTS	TOTALS	
\$ -	\$ 578,759	\$ 75,385	\$ 1,059,661	\$ -	\$ 35,061	\$ -	\$ 8,860,301	<b>ASSETS</b>
-	-	-	-	-	-	-	413	Cash And Investments
-	444	-	-	-	-	-	7,314	Receivables:
-	600	-	81	-	-	-	9,560	Taxes:
-	82,411	112,970	23,994	-	-	-	1,533,726	Unremitted
-	-	-	-	-	-	-	48,679	Special Assessments:
-	-	-	-	-	-	-	14,062	Unremitted
1,729	-	-	1,532	-	5,533	-	26,635	Delinquent
1,174,644	-	-	-	-	5,000,915	-	14,932,911	Deferred:
-	-	-	-	-	1,437,417	-	1,437,417	Certified To County
-	-	-	-	-	-	-	378,148	City Owned
-	-	-	-	-	-	-	378,710	Accounts:
-	-	-	-	-	-	-	1,003,578	Current
-	-	-	-	-	-	-	3,216,403	Interest
\$ 1,176,373	\$ 662,214	\$ 188,355	\$ 1,085,268	\$ -	\$ 6,478,926	\$ -	\$ 31,847,857	Notes
								Due From Other Funds
								Due From Other Governments
								Interfund Receivable
								Advance To Other Funds
								Land Held For Resale
								<b>TOTAL ASSETS</b>
								<b>LIABILITIES AND FUND BALANCES</b>
\$ -	\$ -	\$ -	\$ -	\$ -	\$ 1,924	\$ 34	\$ 72,960	<b>LIABILITIES:</b>
-	-	-	-	-	29,279	-	69,165	Accounts Payable
-	-	-	-	-	-	915	2,816,450	Contracts Payable
-	-	-	-	-	-	-	1,961,257	Due To Other Funds
-	83,011	112,970	24,075	-	-	-	4,470,112	Interfund Payable
-	-	-	-	-	-	-	708,820	Deferred and Unearned Revenue
-	-	-	-	-	-	-	-	Advance From Other Funds
-	83,011	112,970	24,075	-	31,203	949	10,098,764	<b>TOTAL LIABILITIES</b>
-	-	-	-	-	-	-	1,003,578	<b>FUND BALANCES:</b>
1,176,373	579,203	75,385	1,061,193	-	6,447,723	-	23,884,556	Reserved:
-	-	-	-	-	-	-	1,323,009	Reserved For Advance To Other Funds
-	-	-	-	-	-	(949)	(4,462,050)	Reserved For Construction
1,176,373	579,203	75,385	1,061,193	-	6,447,723	(949)	21,749,093	Reserved For Redevelopment
\$ 1,176,373	\$ 662,214	\$ 188,355	\$ 1,085,268	\$ -	\$ 6,478,926	\$ -	\$ 31,847,857	Unreserved:
								Undesignated
								<b>TOTAL FUND BALANCES</b>
								<b>TOTAL LIABILITIES AND FUND BALANCES</b>

CITY OF CHASKA, MINNESOTA

NONMAJOR CAPITAL PROJECT FUNDS  
 COMBINING STATEMENT OF REVENUES, EXPENDITURES AND CHANGES IN FUND BALANCES  
 FOR THE YEAR ENDED DECEMBER 31, 2004

	TAX INCREMENT	SPECIAL ASSESSMENTS	MAJOR ROAD CONSTRUCTION	PERMANENT IMPROVEMENT REVOLVING/ WATER	PERMANENT IMPROVEMENT REVOLVING/ SEWER	STORM SEWER AREA	HWY. 212 RALF LOANS	PUBLIC FACILITIES CAPITAL IMPROVEMENT	CAPITAL IMPROVEMENT LOANS
<b>REVENUES:</b>									
General Property Taxes:									
Tax Increment	\$ 68,396	\$ -	\$ -	\$ -	\$ -	\$ -	\$ -	\$ -	\$ -
Intergovernmental:									
State:									
Municipal State Aid	-	-	450,424	-	-	-	-	-	-
Other	-	-	-	-	-	-	-	-	-
Local:									
Other	-	-	-	-	-	-	-	-	-
Acreage And Connection Charges	-	-	-	1,556,222	143,940	13,537	-	-	-
Special Assessments	701	-	-	70,783	51,724	164,564	-	-	-
Other Revenues:									
Payments	-	-	-	-	-	-	-	-	11,336
Investment Earnings	36,523	8,529	21,667	76,726	28,214	75,448	-	71,963	1,848
Miscellaneous	14,694	98,710	-	-	-	-	1,200	38,251	-
<b>TOTAL REVENUES</b>	<b>120,314</b>	<b>107,239</b>	<b>472,091</b>	<b>1,703,731</b>	<b>223,878</b>	<b>253,549</b>	<b>1,200</b>	<b>110,214</b>	<b>13,184</b>
<b>EXPENDITURES:</b>									
Current:									
General Government:									
Administrative Fees	857	32,516	-	533	282	1,288	-	1,980	-
Professional Services	-	-	-	-	-	-	-	6,348	-
Miscellaneous	-	-	-	-	-	-	-	419	-
Economic Development:									
Professional Services	152,590	-	-	-	-	-	-	-	-
Miscellaneous	73,820	-	-	-	-	-	-	-	-
Public Safety:									
Miscellaneous	-	-	-	-	-	-	-	-	-
Public Works:									
Professional Services	-	215,695	-	29,051	22,398	130,459	-	-	-
Miscellaneous	-	200,000	-	-	-	-	-	-	-
Debt Service:									
Interest	82,190	-	-	-	-	-	-	46,122	-
Issuance Costs	27,423	-	-	-	-	-	-	-	-
Capital Outlay:									
Land Purchase/Land Writedowns	41,016	-	-	-	-	-	-	-	-
System Improvements:									
General	1,672	68	-	-	-	1,980	-	162	-
Building And Structures	-	-	-	-	-	-	-	49,586	-
Water	-	-	-	139,606	-	-	-	-	-
Sanitary Sewer	-	-	-	-	6,320	-	-	-	-
Street	-	154,044	-	-	-	-	-	-	-
Storm Sewer	-	-	-	-	-	15,287	-	-	-
<b>TOTAL EXPENDITURES</b>	<b>379,568</b>	<b>602,323</b>	<b>-</b>	<b>169,190</b>	<b>29,000</b>	<b>149,014</b>	<b>-</b>	<b>104,617</b>	<b>-</b>

(Continued)

NONMAJOR CAPITAL PROJECT FUNDS  
 COMBINING STATEMENT OF REVENUES, EXPENDITURES AND CHANGES IN FUND BALANCES  
 FOR THE YEAR ENDED DECEMBER 31, 2004

	TAX INCREMENT	SPECIAL ASSESSMENTS	MAJOR ROAD CONSTRUCTION	PERMANENT IMPROVEMENT REVOLVING/ WATER	PERMANENT IMPROVEMENT REVOLVING/ SEWER	STORM SEWER AREA	HWY. 212 RALF LOANS	PUBLIC FACILITIES CAPITAL IMPROVEMENT	CAPITAL IMPROVEMENT LOANS
EXCESS (DEFICIENCY) OF REVENUES OVER (UNDER) EXPENDITURES	\$ (259,254)	\$ (495,084)	\$ 472,091	\$ 1,534,541	\$ 194,878	\$ 104,535	\$ 1,200	\$ 5,597	\$ 13,184
OTHER FINANCING SOURCES (USES):									
Transfers Out	(237)	-	(139,797)	(1,172,066)	(920,409)	(778,622)	-	-	-
Bonds Issued	769,869	-	-	-	-	-	-	-	-
TOTAL OTHER FINANCING SOURCES (USES)	769,632	-	(139,797)	(1,172,066)	(920,409)	(778,622)	-	-	-
NET CHANGE IN FUND BALANCES	510,378	(495,084)	332,294	362,475	(725,531)	(674,087)	1,200	5,597	13,184
FUND BALANCES, January 1	1,386,907	(1,427,019)	1,291,883	5,460,005	2,633,696	3,817,334	21,527	(251,281)	146,687
FUND BALANCES, December 31	\$ 1,897,285	\$ (1,922,103)	\$ 1,624,177	\$ 5,822,480	\$ 1,908,165	\$ 3,143,247	\$ 22,727	\$ (245,684)	\$ 159,871

HWY. 41 IMPROVEMENT	PERMANENT IMPROVEMENT REVOLVING/ STORM WATER	FIRE PROTECTION SYSTEMS	IMPROVEMENT REVOLVING	EDA LEASE REVENUE BOND PROJECTS	1997 HWY 41 UPGRADE	HWY 312 IMPROVEMENTS	TOTALS
\$ -	\$ -	\$ -	\$ -	\$ -	\$ -	\$ -	\$ 68,396
-	-	-	-	-	35,000	-	450,424
-	-	-	-	180,435	-	-	180,435
-	14,774	-	-	-	-	-	1,728,473
-	50,086	-	28,209	-	-	-	366,067
-	-	-	-	-	-	-	11,336
14,760	6,479	2,002	13,073	-	50,494	-	407,726
-	-	-	-	-	-	-	152,855
<u>14,760</u>	<u>71,339</u>	<u>2,002</u>	<u>41,282</u>	<u>180,435</u>	<u>85,494</u>	<u>-</u>	<u>3,400,712</u>
-	382	1,925	-	-	-	11	39,774
-	-	-	-	-	-	-	6,348
-	-	-	-	-	-	-	419
-	-	-	-	-	-	-	152,590
-	-	-	-	-	-	-	73,820
-	-	106,000	-	-	-	-	106,000
-	-	-	-	-	28,291	34	425,928
-	-	-	-	-	-	-	200,000
-	-	-	-	-	-	-	128,312
-	-	-	-	-	-	-	27,423
-	-	-	-	-	-	-	41,016
-	-	-	-	-	29,501	-	33,383
-	-	-	-	-	-	-	49,586
-	-	-	-	-	-	-	139,606
-	-	-	-	-	-	-	6,320
-	-	-	-	-	7,892	-	161,936
-	-	-	-	-	-	-	15,287
<u>-</u>	<u>382</u>	<u>107,925</u>	<u>-</u>	<u>-</u>	<u>65,684</u>	<u>45</u>	<u>1,607,748</u>

REVENUES:

General Property Taxes:
Tax Increment
Intergovernmental:
State:
Municipal State Aid
Other
Local:
Other
Acreage And Connection Charges
Special Assessments
Other Revenues:
Payments
Investment Earnings
Miscellaneous

TOTAL REVENUES

EXPENDITURES:

Current:
General Government:
Administrative Fees
Professional Services
Miscellaneous
Economic Development:
Professional Services
Miscellaneous
Public Safety:
Miscellaneous
Public Works:
Professional Services
Miscellaneous
Debt Service:
Interest
Issuance Costs
Capital Outlay:
Land Purchase/Land Writedowns
System Improvements:
General
Building And Structures
Water
Sanitary Sewer
Street
Storm Sewer

TOTAL EXPENDITURES

(Continued)

<u>HWY. 41 IMPROVEMENT</u>	<u>PERMANENT IMPROVEMENT REVOLVING/ STORM WATER</u>	<u>FIRE PROTECTION SYSTEMS</u>	<u>IMPROVEMENT REVOLVING</u>	<u>EDA LEASE REVENUE PROJECTS</u>	<u>1997 HWY 41 UPGRADED</u>	<u>HWY 312 IMPROVEMENTS</u>	<u>TOTALS</u>	
\$ 14,760	\$ 70,957	\$ (105,923)	\$ 41,282	\$ 180,435	\$ 19,810	\$ (45)	\$ 1,792,964	EXCESS (DEFICIENCY) OF REVENUES OVER (UNDER) EXPENDITURES
-	-	(158,500)	-	-	(442,360)	-	(3,611,991)	OTHER FINANCING SOURCES (USES):
-	-	-	-	-	-	-	769,869	Transfers Out
-	-	(158,500)	-	-	(442,360)	-	(2,842,122)	Bonds Issued
14,760	70,957	(264,423)	41,282	180,435	(422,550)	(45)	(1,049,158)	TOTAL OTHER FINANCING SOURCES (USES)
1,161,613	508,246	339,808	1,019,911	(180,435)	6,870,273	(904)	22,798,251	NET CHANGE IN FUND BALANCES
\$ 1,176,373	\$ 579,203	\$ 75,385	\$ 1,061,193	\$ -	\$ 6,447,723	\$ (949)	\$ 21,749,093	FUND BALANCES, January 1
								FUND BALANCES, December 31

CITY OF CHASKA, MINNESOTA

CAPITAL PROJECT FUNDS - TAX INCREMENT  
 COMBINING BALANCE SHEET  
 DECEMBER 31, 2004

	DIST #4 FLOOD CONTROL IMPROVEMENT PROJECT	DIST #4 1994 WRITEDOWNS	DIST #4 WRITEDOWNS	DIST #9 FMG	DIST #10 NORDIC TRACK	DIST #4 1995 WRITEDOWNS	DIST #4 1995 SERIES A REVOLVING FUND
<b>ASSETS</b>							
Cash And Investments	\$ -	\$ -	\$ -	\$ -	\$ -	\$ -	\$ -
Receivables:							
Taxes:							
Unremitted	-	-	-	-	-	-	-
Special Assessments:							
Delinquent	1,233	-	-	-	-	-	-
Deferred:							
Certified To County	-	710,329	-	-	-	-	-
City Owned	32,945	-	-	-	-	-	-
Accounts:							
Current	-	-	-	-	-	-	-
Other:							
Notes	-	-	112,000	-	-	-	-
Due From Other Funds	158,517	12,538	811,071	327,950	28,037	576,713	376,777
Land Held For Resale	-	-	-	-	-	-	-
<b>TOTAL ASSETS</b>	<b>\$ 192,695</b>	<b>\$ 722,867</b>	<b>\$ 923,071</b>	<b>\$ 327,950</b>	<b>\$ 28,037</b>	<b>\$ 576,713</b>	<b>\$ 376,777</b>
<b>LIABILITIES AND FUND BALANCES</b>							
<b>LIABILITIES:</b>							
Accounts Payable	\$ -	\$ -	\$ -	\$ -	\$ -	\$ -	\$ -
Contracts Payable	-	-	-	-	-	-	-
Due To Other Funds	-	-	-	-	-	-	-
Interfund Payable	-	-	-	-	35,698	-	-
Deferred Revenue	34,178	710,329	112,000	-	-	-	-
Advance From Other Funds	-	-	-	-	152,031	-	-
<b>TOTAL LIABILITIES</b>	<b>34,178</b>	<b>710,329</b>	<b>112,000</b>	<b>-</b>	<b>187,729</b>	<b>-</b>	<b>-</b>
<b>FUND BALANCES:</b>							
<b>Reserved:</b>							
Reserved For Construction	-	12,538	811,071	327,950	-	576,713	376,777
Reserved For Redevelopment	-	-	-	-	-	-	-
Unreserved, Undesignated	158,517	-	-	-	(159,692)	-	-
<b>TOTAL FUND BALANCES</b>	<b>158,517</b>	<b>12,538</b>	<b>811,071</b>	<b>327,950</b>	<b>(159,692)</b>	<b>576,713</b>	<b>376,777</b>
<b>TOTAL LIABILITIES AND FUND BALANCES</b>	<b>\$ 192,695</b>	<b>\$ 722,867</b>	<b>\$ 923,071</b>	<b>\$ 327,950</b>	<b>\$ 28,037</b>	<b>\$ 576,713</b>	<b>\$ 376,777</b>

DIST #4 BRICKYARD REDEVELOPMENT	REDEVELOPMENT PLAN NO. 4 NON-TIF DISTRICT PROJECTS	DIST #4 1999 TAXABLE WRITEDOWNS	DIST # 12 CLOVER FIELDS	DIST # 13 NORTH MEADOWS	DIST #14 DOWNTOWN REDEVELOPMENT	DIST #15 CHAMBER REDEVELOPMENT	TOTALS
\$ -	\$ -	\$ -	\$ -	\$ -	\$ 655,396	\$ -	\$ 655,396
-	-	-	413	-	-	-	413
-	-	1,513	-	-	-	-	2,746
-	-	610	-	-	-	-	710,939
-	-	-	-	-	-	-	32,945
14,062	-	-	-	-	-	-	14,062
190,000	-	-	30,000	-	-	-	332,000
236,891	-	-	-	-	3,544	-	2,532,038
-	-	-	-	-	1,323,009	-	1,323,009
<u>\$ 440,953</u>	<u>\$ -</u>	<u>\$ 2,123</u>	<u>\$ 30,413</u>	<u>\$ -</u>	<u>\$ 1,981,949</u>	<u>\$ -</u>	<u>\$ 5,603,548</u>

**ASSETS**

Cash And Investments	
Receivables:	
Taxes:	
Unremitted	
Special Assessments:	
Delinquent	
Deferred:	
Certified To County	
City Owned	
Accounts:	
Current	
Other:	
Notes	
Due From Other Funds	
Land Held For Resale	
<b>TOTAL ASSETS</b>	

**LIABILITIES AND FUND BALANCES**

\$ 6,239	\$ -	\$ -	\$ -	\$ -	\$ 8,414	\$ -	\$ 14,653
5,175	-	-	-	-	-	-	5,175
-	404,989	231,894	57,875	5,570	-	3,544	703,872
-	-	-	-	-	1,716,204	-	1,751,902
190,000	-	2,123	30,000	-	-	-	1,078,630
-	-	-	-	-	-	-	152,031
<u>201,414</u>	<u>404,989</u>	<u>234,017</u>	<u>87,875</u>	<u>5,570</u>	<u>1,724,618</u>	<u>3,544</u>	<u>3,706,263</u>
239,539	-	-	-	-	-	-	2,344,588
-	-	-	-	-	1,323,009	-	1,323,009
-	(404,989)	(231,894)	(57,462)	(5,570)	(1,065,678)	(3,544)	(1,770,312)
<u>239,539</u>	<u>(404,989)</u>	<u>(231,894)</u>	<u>(57,462)</u>	<u>(5,570)</u>	<u>257,331</u>	<u>(3,544)</u>	<u>1,897,285</u>
<u>\$ 440,953</u>	<u>\$ -</u>	<u>\$ 2,123</u>	<u>\$ 30,413</u>	<u>\$ -</u>	<u>\$ 1,981,949</u>	<u>\$ -</u>	<u>\$ 5,603,548</u>

<b>LIABILITIES:</b>
Accounts Payable
Contracts Payable
Due To Other Funds
Interfund Payable
Deferred Revenue
Advance From Other Funds
<b>TOTAL LIABILITIES</b>

<b>FUND BALANCES:</b>
Reserved:
Reserved For Construction
Reserved For Redevelopment
Unreserved, Undesignated
<b>TOTAL FUND BALANCES</b>

<b>TOTAL LIABILITIES AND FUND BALANCES</b>
--

CITY OF CHASKA, MINNESOTA

CAPITAL PROJECT FUNDS - TAX INCREMENT  
 COMBINING STATEMENT OF REVENUES, EXPENDITURES AND CHANGES IN FUND BALANCES  
 FOR THE YEAR ENDED DECEMBER 31, 2004

	DIST #4 FLOOD CONTROL IMPROVEMENT PROJECT	DIST #4 1994 WRITEDOWNS	DIST #4 WRITEDOWNS	DIST #9 FMG	DIST #10 NORDIC TRACK	DIST #4 1995 WRITEDOWNS	DIST #4 1995 SERIES A REVOLVING FUND
<b>REVENUES:</b>							
General Property Taxes:							
Tax Increment, Current	\$ -	\$ -	\$ -	\$ 35,496	\$ -	\$ -	\$ -
Intergovernmental:							
State:							
Special Assessments	701	-	-	-	-	-	-
Other Revenues:							
Investment Earnings	1,891	150	9,699	3,640	540	6,899	4,507
Miscellaneous	-	-	-	-	-	-	-
<b>TOTAL REVENUES</b>	<b>2,592</b>	<b>150</b>	<b>9,699</b>	<b>39,136</b>	<b>540</b>	<b>6,899</b>	<b>4,507</b>
<b>EXPENDITURES:</b>							
Current:							
General Government:							
Administrative Fees	-	-	-	-	-	-	-
Economic Development:							
Professional Services	-	-	-	-	-	-	-
Miscellaneous	-	-	-	-	-	-	-
Debt Service:							
Interest	-	-	-	-	18,592	-	-
Issuance Costs	-	-	-	-	-	-	-
Capital Outlay:							
Land Purchase / Land Writedowns	-	-	-	-	-	-	-
System Improvements:							
General	-	-	-	-	-	-	-
<b>TOTAL EXPENDITURES</b>	<b>-</b>	<b>-</b>	<b>-</b>	<b>-</b>	<b>18,592</b>	<b>-</b>	<b>-</b>
<b>EXCESS (DEFICIENCY) OF REVENUES OVER (UNDER) EXPENDITURES</b>	<b>2,592</b>	<b>150</b>	<b>9,699</b>	<b>39,136</b>	<b>(18,052)</b>	<b>6,899</b>	<b>4,507</b>
<b>OTHER FINANCING SOURCES (USES):</b>							
Transfers Out	-	-	-	-	-	-	-
Bonds Issued	-	-	-	-	-	-	-
<b>TOTAL OTHER FINANCING SOURCES (USES)</b>	<b>-</b>	<b>-</b>	<b>-</b>	<b>-</b>	<b>-</b>	<b>-</b>	<b>-</b>
<b>NET CHANGE IN FUND BALANCES</b>	<b>2,592</b>	<b>150</b>	<b>9,699</b>	<b>39,136</b>	<b>(18,052)</b>	<b>6,899</b>	<b>4,507</b>
<b>FUND BALANCES, January 1</b>	<b>155,925</b>	<b>12,388</b>	<b>801,372</b>	<b>288,814</b>	<b>(141,640)</b>	<b>569,814</b>	<b>372,270</b>
<b>FUND BALANCES, December 31</b>	<b>\$ 158,517</b>	<b>\$ 12,538</b>	<b>\$ 811,071</b>	<b>\$ 327,950</b>	<b>\$ (159,692)</b>	<b>\$ 576,713</b>	<b>\$ 376,777</b>



DIST #4 BRICKYARD REDEVELOPMENT	REDEVELOPMENT PLAN NO. 4 NON-TIF DISTRICT PROJECTS	DIST #4 1999 TAXABLE WRITEDOWNS	DIST # 12 CLOVER FIELDS	DIST # 13 NORTH MEADOWS	DIST #14 DOWNTOWN REDEVELOPMENT	DIST #15 CHAMBER REDEVELOPMENT	TOTALS	
\$ -	\$ -	\$ -	\$ 32,769	\$ 131	\$ -	\$ -	\$ 68,396	REVENUES:
-	-	-	-	-	-	-	701	General Property Taxes:
3,269	-	-	-	-	5,928	-	36,523	Tax Increment, Current
11,400	-	-	-	-	1,176	2,118	14,694	Intergovernmental:
14,669	-	-	32,769	131	7,104	2,118	120,314	State:
								Special Assessments
								Other Revenues:
								Investment Earnings
								Miscellaneous
								TOTAL REVENUES
-	-	-	764	68	-	25	857	EXPENDITURES:
44,204	-	-	4,837	-	98,102	5,447	152,590	Current:
-	-	-	30,000	-	43,630	190	73,820	General Government:
-	-	-	-	-	63,598	-	82,190	Administrative Fees
41,016	-	-	-	-	27,423	-	27,423	Economic Development:
-	-	-	-	-	-	-	41,016	Professional Services
85,220	-	-	35,601	68	1,672	-	1,672	Miscellaneous
								Debt Service:
								Interest
								Issuance Costs
								Capital Outlay:
								Land Purchase / Land Writedowns
								System Improvements:
								General
								TOTAL EXPENDITURES
(70,551)	-	-	(2,832)	63	(227,321)	(3,544)	(259,254)	EXCESS (DEFICIENCY) OF REVENUES OVER (UNDER) EXPENDITURES
-	-	-	(237)	-	-	-	(237)	OTHER FINANCING SOURCES (USES):
-	-	-	-	-	769,869	-	769,869	Transfers Out
-	-	-	(237)	-	769,869	-	769,632	Bonds Issued
								TOTAL OTHER FINANCING SOURCES (USES)
(70,551)	-	-	(3,069)	63	542,548	(3,544)	510,378	NET CHANGE IN FUND BALANCES
310,090	(404,989)	(231,894)	(54,393)	(5,633)	(285,217)	-	1,386,907	FUND BALANCES, January 1
\$ 239,539	\$ (404,989)	\$ (231,894)	\$ (57,462)	\$ (5,570)	\$ 257,331	\$ (3,544)	\$ 1,897,285	FUND BALANCES, December 31

**CITY OF CHASKA, MINNESOTA**


**CAPITAL PROJECT FUNDS - SPECIAL ASSESSMENT  
COMBINING BALANCE SHEET  
DECEMBER 31, 2004**

	<u>UNFINANCED IMPROVEMENT PROJECTS</u>	<u>1999 IMPROVEMENT PROJECTS</u>	<u>2000 IMPROVEMENT PROJECTS</u>	<u>2002 IMPROVEMENT PROJECTS</u>	<u>TOTALS</u>
<b><u>ASSETS</u></b>					
Cash And Investments	\$ -	\$ -	\$ -	\$ 31,764	\$ 31,764
Special Assessments:					
Deferred:					
City Owned	<u>15,734</u>	<u>-</u>	<u>-</u>	<u>-</u>	<u>15,734</u>
<b>TOTAL ASSETS</b>	<b><u><u>\$ 15,734</u></u></b>	<b><u><u>\$ -</u></u></b>	<b><u><u>\$ -</u></u></b>	<b><u><u>\$ 31,764</u></u></b>	<b><u><u>\$ 47,498</u></u></b>
<b><u>LIABILITIES AND FUND BALANCES</u></b>					
<b>LIABILITIES:</b>					
Accounts Payable	\$ -	\$ -	\$ -	\$ 2,035	\$ 2,035
Contracts Payable	-	-	-	8,516	8,516
Due To Other Funds	1,827,641	2,557	112,091	-	1,942,289
Deferred Revenue	<u>16,761</u>	<u>-</u>	<u>-</u>	<u>-</u>	<u>16,761</u>
<b>TOTAL LIABILITIES</b>	<b><u>1,844,402</u></b>	<b><u>2,557</u></b>	<b><u>112,091</u></b>	<b><u>10,551</u></b>	<b><u>1,969,601</u></b>
<b>FUND BALANCES:</b>					
Reserved:					
Reserved For Construction	-	-	-	21,213	21,213
Unreserved, Undesignated	<u>(1,828,668)</u>	<u>(2,557)</u>	<u>(112,091)</u>	<u>-</u>	<u>(1,943,316)</u>
<b>TOTAL FUND BALANCES</b>	<b><u>(1,828,668)</u></b>	<b><u>(2,557)</u></b>	<b><u>(112,091)</u></b>	<b><u>21,213</u></b>	<b><u>(1,922,103)</u></b>
<b>TOTAL LIABILITIES AND FUND BALANCE:</b>	<b><u><u>\$ 15,734</u></u></b>	<b><u><u>\$ -</u></u></b>	<b><u><u>\$ -</u></u></b>	<b><u><u>\$ 31,764</u></u></b>	<b><u><u>\$ 47,498</u></u></b>

**CITY OF CHASKA, MINNESOTA**

**CAPITAL PROJECT FUNDS - SPECIAL ASSESSMENT  
 COMBINING STATEMENT OF REVENUES, EXPENDITURES AND CHANGES IN FUND BALANCES  
 FOR THE YEAR ENDED DECEMBER 31, 2004**

	<u>UNFINANCED IMPROVEMENT PROJECTS</u>	<u>1999 IMPROVEMENT PROJECTS</u>	<u>2000 IMPROVEMENT PROJECTS</u>	<u>2002 IMPROVEMENT PROJECTS</u>	<u>TOTALS</u>
<b>REVENUES:</b>					
Other Revenues:					
Investment Earnings	\$ -	\$ 6,562	\$ -	\$ 1,967	\$ 8,529
Miscellaneous	-	-	-	98,710	98,710
<b>TOTAL REVENUES</b>	<u>-</u>	<u>6,562</u>	<u>-</u>	<u>100,677</u>	<u>107,239</u>
<b>EXPENDITURES:</b>					
Current:					
General Government:					
Administrative Fees	21,071	8,306	1,340	1,799	32,516
Public Works:					
Professional Services	163,602	813	216	51,064	215,695
Miscellaneous	-	-	-	200,000	200,000
Capital Outlay:					
Systems Improvements:					
General	68	-	-	-	68
Street	-	-	-	154,044	154,044
<b>TOTAL EXPENDITURES</b>	<u>184,741</u>	<u>9,119</u>	<u>1,556</u>	<u>406,907</u>	<u>602,323</u>
<b>EXCESS (DEFICIENCY) OF REVENUES OVER (UNDER) EXPENDITURES</b>	<u>(184,741)</u>	<u>(2,557)</u>	<u>(1,556)</u>	<u>(306,230)</u>	<u>(495,084)</u>
<b>NET CHANGE IN FUND BALANCES</b>	(184,741)	(2,557)	(1,556)	(306,230)	(495,084)
<b>FUND BALANCES, January 1</b>	<u>(1,643,927)</u>	<u>-</u>	<u>(110,535)</u>	<u>327,443</u>	<u>(1,427,019)</u>
<b>FUND BALANCES, December 31</b>	<u>\$ (1,828,668)</u>	<u>\$ (2,557)</u>	<u>\$ (112,091)</u>	<u>\$ 21,213</u>	<u>\$ (1,922,103)</u>



CHASKA

**Nonmajor Budgeted Special Revenue Funds**

**City of Chaska**

**December 31, 2004**

---

The City adopts budgets for the following four nonmajor special revenue funds:

- Ambulance Fund
- Mount Pleasant Maintenance & Care Fund
- Chaska EDA Fund
- Equipment Acquisition Fund

**CITY OF CHASKA, MINNESOTA**

**AMBULANCE SPECIAL REVENUE FUND  
SCHEDULE OF REVENUES, EXPENDITURES AND CHANGES IN FUND BALANCES  
BUDGET AND ACTUAL  
FOR THE YEAR ENDED DECEMBER 31, 2004**

---

	<u>ORIGINAL AND FINAL BUDGET</u>	<u>ACTUAL</u>	<u>VARIANCE POSITIVE (NEGATIVE)</u>
<b>REVENUES:</b>			
Intergovernmental:			
County:			
Ambulance Aid	\$ 3,500	\$ -	\$ (3,500)
Other Revenue:			
Investment Earnings	500	-	(500)
<b>TOTAL REVENUES</b>	<u>4,000</u>	<u>-</u>	<u>(4,000)</u>
<b>EXPENDITURES:</b>			
Current:			
Public Safety:			
Other Services And Charges	685	-	685
<b>TOTAL EXPENDITURES</b>	<u>685</u>	<u>-</u>	<u>685</u>
<b>EXCESS (DEFICIENCY) OF REVENUES OVER (UNDER) EXPENDITURES</b>	<u>3,315</u>	<u>-</u>	<u>(3,315)</u>
<b>OTHER FINANCING SOURCES (USES):</b>			
Transfers Out:			
Equipment Acquisition	-	(16,218)	(16,218)
<b>TOTAL OTHER FINANCING SOURCES (USES)</b>	<u>-</u>	<u>(16,218)</u>	<u>(16,218)</u>
<b>NET CHANGE IN FUND BALANCES</b>	3,315	(16,218)	(19,533)
<b>FUND BALANCES, January 1</b>	<u>16,218</u>	<u>16,218</u>	<u>-</u>
<b>FUND BALANCES, December 31</b>	<u>\$ 19,533</u>	<u>\$ -</u>	<u>\$ (19,533)</u>

CITY OF CHASKA, MINNESOTA

**MOUNT PLEASANT MAINTENANCE & CARE SPECIAL REVENUE FUNDS  
SCHEDULE OF REVENUES, EXPENDITURES AND CHANGES IN FUND BALANCES  
BUDGET AND ACTUAL  
FOR THE YEAR ENDED DECEMBER 31, 2004**

---

	<u>ORIGINAL AND FINAL BUDGET</u>	<u>ACTUAL</u>	<u>VARIANCE POSITIVE (NEGATIVE)</u>
<b>REVENUES:</b>			
Taxes:			
Property	\$ 5,704	\$ 5,656	\$ (48)
Intergovernmental:			
State:			
Market Value Credit	296	296	-
Charges For Services	1,000	600	(400)
Other:			
Investment Earnings	500	1,852	1,352
<b>TOTAL REVENUES</b>	<u>7,500</u>	<u>8,404</u>	<u>904</u>
<b>EXPENDITURES:</b>			
Current:			
Public Works:			
Other Services And Charges	7,500	8,012	(512)
<b>NET CHANGE IN FUND BALANCES</b>	-	392	392
<b>FUND BALANCES, January 1</b>	<u>151,683</u>	<u>151,683</u>	-
<b>FUND BALANCES, December 31</b>	<u>\$ 151,683</u>	<u>\$ 152,075</u>	<u>\$ 392</u>

CITY OF CHASKA, MINNESOTA

CHASKA EDA SPECIAL REVENUE FUND  
SCHEDULE OF REVENUES, EXPENDITURES AND CHANGES IN FUND BALANCES  
BUDGET AND ACTUAL  
FOR THE YEAR ENDED DECEMBER 31, 2004

---


	<u>ORIGINAL AND FINAL BUDGET</u>	<u>ACTUAL</u>	<u>VARIANCE POSITIVE (NEGATIVE)</u>
<b>REVENUES:</b>			
Taxes:			
Property	\$ 35,208	\$ 35,185	\$ (23)
Intergovernmental:			
State:			
Market Value Credit	2,534	2,534	-
Other	-	1,204	1,204
Charges For Services	127,980	127,980	-
Other:			
Miscellaneous	<u>22,000</u>	<u>69,336</u>	<u>47,336</u>
<b>TOTAL REVENUES</b>	<u>187,722</u>	<u>236,239</u>	<u>48,517</u>
<b>EXPENDITURES:</b>			
Current:			
Economic Development:			
Operating Supplies	329	352	(23)
Other Services And Charges	154,651	167,649	(12,998)
Capital Outlay	<u>32,742</u>	<u>-</u>	<u>32,742</u>
<b>TOTAL EXPENDITURES</b>	<u>187,722</u>	<u>168,001</u>	<u>19,721</u>
<b>NET CHANGE IN FUND BALANCES</b>	-	68,238	68,238
<b>FUND BALANCES, January 1</b>	<u>(42,122)</u>	<u>(42,122)</u>	-
<b>FUND BALANCES, December 31</b>	<u>\$ (42,122)</u>	<u>\$ 26,116</u>	<u>\$ 68,238</u>



**CITY OF CHASKA, MINNESOTA**

**EQUIPMENT ACQUISITION SPECIAL REVENUE FUND  
 SCHEDULE OF REVENUES, EXPENDITURES AND CHANGES IN FUND BALANCES  
 BUDGET AND ACTUAL  
 FOR THE YEAR ENDED DECEMBER 31, 2004**

	ORIGINAL AND FINAL BUDGET	ACTUAL	VARIANCE POSITIVE (NEGATIVE)
<b>REVENUES:</b>			
Taxes:			
Property	\$ 392,639	\$ 390,325	\$ (2,314)
Intergovernmental:			
State:			
Market Value Credit	20,361	20,361	-
Charges For Services	4,000	-	(4,000)
Other:			
Investment Earnings	-	6,933	6,933
Rents	28,000	46,032	18,032
Refunds And Reimbursements	-	6,625	6,625
Contributions And Donations	5,000	500	(4,500)
Miscellaneous	-	20	20
<b>TOTAL REVENUES</b>	<b>450,000</b>	<b>470,796</b>	<b>20,796</b>
<b>EXPENDITURES:</b>			
Current:			
Economic Development	-	40	(40)
Public Safety	-	7,385	(7,385)
Debt Service:			
Issuance Costs & Fiscal Agent Fees	-	14,542	(14,542)
Capital Outlay:			
Communications	1,217	21,868	(20,651)
Data Processing	43,400	49,302	(5,902)
Community Development	18,000	25,457	(7,457)
Police	87,923	48,737	39,186
Fire	62,000	45,282	16,718
Ambulance	-	3,303	(3,303)
Public Works	66,700	114,460	(47,760)
<b>TOTAL EXPENDITURES</b>	<b>279,240</b>	<b>330,376</b>	<b>(51,136)</b>
<b>EXCESS (DEFICIENCY) OF REVENUES OVER (UNDER) EXPENDITURES</b>	<b>170,760</b>	<b>140,420</b>	<b>(30,340)</b>
<b>OTHER FINANCING SOURCES (USES):</b>			
Transfers In	192,000	208,218	16,218
Transfers Out	(393,156)	(393,156)	-
Bond Issuance	-	805,819	805,819
Premium on Bonds Issued	-	2,835	2,835
Sale of Capital Assets	-	53,759	53,759
<b>TOTAL OTHER FINANCING SOURCES (USES)</b>	<b>(201,156)</b>	<b>677,475</b>	<b>878,631</b>
<b>NET CHANGE IN FUND BALANCES</b>	<b>(30,396)</b>	<b>817,895</b>	<b>848,291</b>
<b>FUND BALANCES, January 1</b>	<b>408,269</b>	<b>408,269</b>	<b>-</b>
<b>FUND BALANCES, December 31</b>	<b>\$ 377,873</b>	<b>\$ 1,226,164</b>	<b>\$ 848,291</b>



CHASKA

Enterprise funds are used to account for operations that are financed and operated in a manner similar to private business enterprises. It is where the intent of the City Council is that the costs of providing goods or services to the general public on a continuing basis be financed or recovered primarily through user charges. This type of fund is also used where the City Council has decided that periodic determination of net income is appropriate for accountability purposes. The city has four nonmajor enterprise funds.

- |                                       |   |
|---------------------------------------|---|
| <b>Sewer Fund</b>                     | This fund is used to account for the operations of the City's Sewer Utility.                    |
| <b>Par 30 Golf Fund</b>               | This fund is used to account for the operations of the City's 9-hole par 30 public golf course. |
| <b>Chaska Town Course Fund</b>        | This fund is used to account for the operations of the City's 18-hole public golf course.       |
| <b>Internet Service Provider Fund</b> | This fund is used to account for the operations of the City's Chaska.net internet services.     |

CITY OF CHASKA, MINNESOTA

COMBINING STATEMENT OF NET ASSETS  
NONMAJOR ENTERPRISE FUNDS  
DECEMBER 31, 2004

	SEWER	PAR 30 GOLF	CHASKA TOWN COURSE	INTERNET SERVICE PROVIDER	TOTALS
<b>ASSETS</b>					
Current Assets:					
Cash And Investments	\$ 1,793,568	\$ 59,366	\$ -	\$ 168,822	\$ 2,021,756
Accounts Receivable:					
Current	133,739	80	504	49,369	183,692
Unbilled	80,655	-	-	-	80,655
Allowance For Uncollectible Accounts	(1,291)	-	-	(489)	(1,780)
Interest	2,340	-	-	-	2,340
Inventories	13,918	-	46,929	-	60,847
Prepaid Items	-	-	-	3,125	3,125
Total Current Assets	<u>2,022,929</u>	<u>59,446</u>	<u>47,433</u>	<u>220,827</u>	<u>2,350,635</u>
Noncurrent Assets:					
Capital Assets:					
Buildings	255,000	111,537	7,899,302	-	8,265,839
Other Improvements	-	21,315	182,616	-	203,931
Furniture & Equipment	279,617	111,414	1,120,041	853,096	2,364,168
Infrastructure:					
Pumps, Mains and Others	2,429,069	-	-	-	2,429,069
Construction In Progress	-	-	-	148,743	148,743
Less: Accumulated Depreciation	(2,126,281)	(132,339)	(2,634,164)	(53,206)	(4,945,990)
Total Net Capital Assets	<u>837,405</u>	<u>111,927</u>	<u>6,567,795</u>	<u>948,633</u>	<u>8,465,760</u>
<b>TOTAL ASSETS</b>	<u>2,860,334</u>	<u>171,373</u>	<u>6,615,228</u>	<u>1,169,460</u>	<u>10,816,395</u>
<b>LIABILITIES</b>					
Current Liabilities:					
Accounts Payable	4,327	296	58,110	142,035	204,768
Salaries Payable	11,241	1,919	12,735	2,344	28,239
Deposits Payable	-	-	39,587	-	39,587
Compensated Absences	10,385	4,164	15,952	-	30,501
Due To Other Funds	-	-	16,279	-	16,279
Due To Other Governments	610	-	2,372	-	2,982
Interfund Payable	-	-	-	168,000	168,000
Unearned Revenue	-	-	-	50,322	50,322
Total Current Liabilities	<u>26,563</u>	<u>6,379</u>	<u>145,035</u>	<u>362,701</u>	<u>540,678</u>
Noncurrent Liabilities:					
Compensated Absences	3,409	589	21,949	1,270	27,217
Advance From Other Funds	-	-	-	1,434,086	1,434,086
Total Noncurrent Liabilities	<u>3,409</u>	<u>589</u>	<u>21,949</u>	<u>1,435,356</u>	<u>1,461,303</u>
<b>TOTAL LIABILITIES</b>	<u>29,972</u>	<u>6,968</u>	<u>166,984</u>	<u>1,798,057</u>	<u>2,001,981</u>
<b>NET ASSETS</b>					
Invested in Capital Assets, Net of Related Debt	837,405	111,927	6,567,795	948,633	8,465,760
Unrestricted	1,992,957	52,478	(119,551)	(1,577,230)	348,654
<b>TOTAL NET ASSETS</b>	<u>\$ 2,830,362</u>	<u>\$ 164,405</u>	<u>\$ 6,448,244</u>	<u>\$ (628,597)</u>	<u>\$ 8,814,414</u>

CITY OF CHASKA, MINNESOTA

COMBINING STATEMENT OF REVENUES, EXPENSES AND CHANGES IN FUND NET ASSETS  
 NONMAJOR ENTERPRISE FUNDS  
 FOR THE YEAR ENDED DECEMBER 31, 2004

	<u>SEWER</u>	<u>PAR 30 GOLF</u>	<u>CHASKA TOWN COURSE</u>	<u>INTERNET SERVICE PROVIDER</u>	<u>TOTALS</u>
<b>OPERATING REVENUES:</b>					
Sales	\$ 1,727,417	\$ 181,264	\$ 1,554,394	\$ 299,560	\$ 3,762,635
<b>OPERATING EXPENSES:</b>					
Production	1,040,724	-	-	107,286	1,148,010
Distribution / Collections	278,427	-	-	12,227	290,654
Administration	201,465	171,388	1,208,133	593,848	2,174,834
Depreciation	114,802	13,259	456,871	32,873	617,805
<b>TOTAL OPERATING EXPENSES</b>	<u>1,635,418</u>	<u>184,647</u>	<u>1,665,004</u>	<u>746,234</u>	<u>4,231,303</u>
<b>OPERATING INCOME (LOSS)</b>	<u>91,999</u>	<u>(3,383)</u>	<u>(110,610)</u>	<u>(446,674)</u>	<u>(468,668)</u>
<b>NON-OPERATING REVENUES:</b>					
Investment Earnings	19,983	603	-	-	20,586
Gain On Disposal Of Capital Assets	-	-	3,500	-	3,500
<b>TOTAL NON-OPERATING REVENUES</b>	<u>19,983</u>	<u>603</u>	<u>3,500</u>	<u>-</u>	<u>24,086</u>
<b>INCOME (LOSS) BEFORE CONTRIBUTIONS AND TRANSFERS</b>	111,982	(2,780)	(107,110)	(446,674)	(444,582)
<b>CAPITAL CONTRIBUTIONS</b>	385	-	-	-	385
<b>TRANSFER (OUT)</b>					
Transfers Out	(5,775)	-	-	-	(5,775)
<b>CHANGE IN NET ASSETS</b>	106,592	(2,780)	(107,110)	(446,674)	(449,972)
<b>NET ASSETS, January 1</b>	<u>2,723,770</u>	<u>167,185</u>	<u>6,555,354</u>	<u>(181,923)</u>	<u>9,264,386</u>
<b>NET ASSETS, December 31</b>	<u>\$ 2,830,362</u>	<u>\$ 164,405</u>	<u>\$ 6,448,244</u>	<u>\$ (628,597)</u>	<u>\$ 8,814,414</u>

CITY OF CHASKA, MINNESOTA


COMBINING STATEMENT OF CASH FLOWS  
NONMAJOR ENTERPRISE FUNDS  
FOR THE YEAR ENDED DECEMBER 31, 2004

	SEWER	PAR 30 GOLF	CHASKA TOWN COURSE	INTERNET SERVICE PROVIDER	TOTALS
<b>CASH FLOWS FROM OPERATING ACTIVITIES:</b>					
Cash Received From Customers	\$ 1,716,251	\$ 181,220	\$ 1,557,972	\$ 313,176	\$ 3,768,619
Cash Payments To Suppliers For Goods And Services	(1,125,756)	(70,943)	(531,269)	(546,649)	(2,274,617)
Cash Payments To Employees For Services	(319,425)	(99,706)	(661,488)	(27,490)	(1,108,109)
Net Cash Provided (Used) By Operating Activities	<u>271,070</u>	<u>10,571</u>	<u>365,215</u>	<u>(260,963)</u>	<u>385,893</u>
<b>CASH FLOWS FROM NON-CAPITAL FINANCING ACTIVITIES:</b>					
Transfers To Other Funds	(5,775)	-	-	-	(5,775)
Due From Other Funds	-	-	(207,112)	-	(207,112)
Interfund Loans From Other Funds	-	-	-	1,328,068	1,328,068
Net Cash Provided (Used) By Non-Capital Finance Activities	<u>(5,775)</u>	<u>-</u>	<u>(207,112)</u>	<u>1,328,068</u>	<u>1,115,181</u>
<b>CASH FLOWS FROM CAPITAL AND RELATED FINANCING ACTIVITIES:</b>					
Acquisition Of Capital Assets	<u>(8,204)</u>	<u>(31,378)</u>	<u>(158,103)</u>	<u>(898,283)</u>	<u>(1,095,968)</u>
<b>CASH FLOWS FROM INVESTING ACTIVITIES:</b>					
Interest On Investments	<u>19,021</u>	<u>603</u>	<u>-</u>	<u>-</u>	<u>19,624</u>
<b>NET INCREASE (DECREASE) IN CASH AND CASH EQUIVALENTS</b>	276,112	(20,204)	-	168,822	424,730
CASH AND CASH EQUIVALENTS, January 1	1,517,456	79,570	-	-	1,597,026
CASH AND CASH EQUIVALENTS, December 31	<u>\$ 1,793,568</u>	<u>\$ 59,366</u>	<u>\$ -</u>	<u>\$ 168,822</u>	<u>\$ 2,021,756</u>

(Continued)

COMBINING STATEMENT OF CASH FLOWS  
NONMAJOR ENTERPRISE FUNDS  
FOR THE YEAR ENDED DECEMBER 31, 2004

	SEWER	PAR 30 GOLF	CHASKA TOWN COURSE	INTERNET SERVICE PROVIDER	TOTALS
<b>RECONCILIATION OF OPERATING INCOME (LOSS) TO NET CASH PROVIDED (USED) BY OPERATING ACTIVITIES:</b>					
Operating Income (Loss)	\$ 91,999	\$ (3,383)	\$ (110,610)	\$ (446,674)	\$ (468,668)
<b>Adjustments To Reconcile Operating Income (Loss) To Net Cash Provided (Used) By Operating Activities:</b>					
Depreciation Expense	114,802	13,259	456,871	32,873	617,805
Allowance For Uncollectible Accounts	67	-	-	369	436
<b>(Increase) Decrease In Assets:</b>					
Accounts Receivable	(11,233)	(44)	707	(37,275)	(47,845)
Due From Other Governments	-	-	-	200	200
Inventory	(2,890)	-	(9,110)	-	(12,000)
Prepaid Items	82,918	-	-	(3,125)	79,793
<b>Increase (Decrease) In Liabilities:</b>					
Accounts Payable	(857)	(937)	17,172	139,746	155,124
Salaries Payable	552	1,676	7,719	3,614	13,561
Deposits Payable	-	-	2,871	-	2,871
Deferred And Unearned Revenue	-	-	-	50,322	50,322
Due To Other Governments	(4,288)	-	(405)	(1,013)	(5,706)
<b>NET CASH PROVIDED (USED) BY OPERATING ACTIVITIES</b>	<b>\$ 271,070</b>	<b>\$ 10,571</b>	<b>\$ 365,215</b>	<b>\$ (260,963)</b>	<b>\$ 385,893</b>
<b>NONCASH INVESTING, CAPITAL, AND FINANCING ACTIVITIES:</b>					
Capital Asset Contributions	\$ 385	\$ -	\$ -	\$ -	\$ 385
Trade-In Of Capital Assets	-	-	3,500	-	3,500



CHASKA



Agency funds account for assets that the City holds on behalf of others as their agent and are custodial in nature. The following is a list of the City's Agency funds:

**Builders' Deposit Fund**

This agency fund is used to account for the collection of assets in the form of deposits from builders.

**Developers' Fund**

This agency fund is used to account for the collections of assets in the form of deposits from developers.

**MCES Collection Fund**

This agency fund is used to account for the collection of assets in the form of sewer availability charges and contributed to the Metropolitan Council Environmental Services (MCES).

CITY OF CHASKA, MINNESOTA


COMBINING STATEMENT OF NET ASSETS  
 AGENCY FUNDS  
 DECEMBER 31, 2004

	BUILDERS' DEPOSIT FUND	DEVELOPERS' FUND	MCES COLLECTIONS FUND	TOTAL AGENCY FUNDS
<b><u>ASSETS</u></b>				
Cash And Investments	\$ 196,322	\$ -	\$ 29,700	\$ 226,022
Receivables:				
Accounts	-	7,181	-	7,181
Due From Other Funds	6,428	-	-	6,428
Due From Other Governments	-	161	-	161
<b>TOTAL ASSETS</b>	<b><u>\$ 202,750</u></b>	<b><u>\$ 7,342</u></b>	<b><u>\$ 29,700</u></b>	<b><u>\$ 239,792</u></b>
<b><u>LIABILITIES</u></b>				
Accounts Payable	\$ -	\$ 914	\$ 1,350	\$ 2,264
Due To Other Funds	-	6,428	-	6,428
Due To Other Governments	-	-	28,350	28,350
Deposits Payable	202,750	-	-	202,750
<b>TOTAL LIABILITIES</b>	<b><u>\$ 202,750</u></b>	<b><u>\$ 7,342</u></b>	<b><u>\$ 29,700</u></b>	<b><u>\$ 239,792</u></b>

CITY OF CHASKA, MINNESOTA

AGENCY FUNDS  
 COMBINING STATEMENT OF CHANGES IN ASSETS AND LIABILITIES  
 FOR THE YEAR ENDED DECEMBER 31, 2004

	BALANCE JANUARY 1, 2004	ADDITIONS	DELETIONS	BALANCE DECEMBER 31, 2004
<b>BUILDERS' DEPOSIT FUND</b>				
<u>ASSETS</u>				
Cash And Investments	\$ 151,554	\$ 198,826	\$ 154,058	\$ 196,322
Due From Other Funds	2,086	6,428	2,086	6,428
<b>TOTAL ASSETS</b>	<b>\$ 153,640</b>	<b>\$ 205,254</b>	<b>\$ 156,144</b>	<b>\$ 202,750</b>
<u>LIABILITIES</u>				
Accounts Payable	\$ -	\$ 147,630	\$ 147,630	\$ -
Deposits Payable	153,640	196,740	147,630	202,750
<b>TOTAL LIABILITIES</b>	<b>\$ 153,640</b>	<b>\$ 344,370</b>	<b>\$ 295,260</b>	<b>\$ 202,750</b>
<b>DEVELOPERS' FUND</b>				
<u>ASSETS</u>				
Cash And Investments	\$ -	\$ 44,471	\$ 44,471	\$ -
Accounts Receivable	8,296	33,910	35,025	7,181
Other Receivable	2,451	34,931	37,382	-
Due from Other Governments	101	3,444	3,384	161
<b>TOTAL ASSETS</b>	<b>\$ 67,763</b>	<b>\$ 116,756</b>	<b>\$ 120,262</b>	<b>\$ 7,342</b>
<u>LIABILITIES</u>				
Accounts Payable	\$ 8,762	\$ 34,537	\$ 42,385	\$ 914
Due To Other Funds	2,086	6,428	2,086	6,428
<b>TOTAL LIABILITIES</b>	<b>\$ 67,763</b>	<b>\$ 40,965</b>	<b>\$ 44,471</b>	<b>\$ 7,342</b>
<b>MCES COLLECTIONS</b>				
<u>ASSETS</u>				
Cash	\$ 49,725	\$ 735,525	\$ 755,550	\$ 29,700
<u>LIABILITIES</u>				
Accounts Payable	\$ -	\$ 2,700	\$ 1,350	\$ 1,350
Due To Other Governments	49,725	735,450	756,825	28,350
<b>TOTAL LIABILITIES</b>	<b>\$ 49,725</b>	<b>\$ 738,150</b>	<b>\$ 758,175</b>	<b>\$ 29,700</b>
<b>TOTAL ALL AGENCY FUNDS</b>				
<u>ASSETS</u>				
Cash And Investments	\$ 201,279	\$ 978,822	\$ 954,079	\$ 226,022
Accounts Receivable	8,296	33,910	35,025	7,181
Other Receivable	2,451	34,931	37,382	-
Due From Other Funds	2,086	6,428	2,086	6,428
Due From Other Governments	101	3,444	3,384	161
<b>TOTAL ASSETS</b>	<b>\$ 214,213</b>	<b>\$ 1,057,535</b>	<b>\$ 1,031,956</b>	<b>\$ 239,792</b>
<u>LIABILITIES</u>				
Accounts Payable	8,762	184,867	191,365	2,264
Due To Other Funds	2,086	6,428	2,086	6,428
Due To Other Governments	49,725	735,450	756,825	28,350
Deposits Payable	153,640	196,740	147,630	202,750
<b>TOTAL LIABILITIES</b>	<b>\$ 214,213</b>	<b>\$ 1,123,485</b>	<b>\$ 1,097,906</b>	<b>\$ 239,792</b>



CHASKA