

**Combining Fund Financial Statements  
Nonmajor Special Revenue, Debt Service and Capital Project Funds**

**City of Chaska**

**December 31, 2003**

---

**CITY OF CHASKA, MINNESOTA**


**COMBINING BALANCE SHEET  
NONMAJOR GOVERNMENTAL FUNDS  
DECEMBER 31, 2003**

	<u>SPECIAL REVENUE</u>	<u>DEBT SERVICE</u>	<u>CAPITAL PROJECTS</u>	<u>TOTAL NONMAJOR GOVERNMENTAL FUNDS</u>
<b><u>ASSETS</u></b>				
Cash And Investments	\$ 1,644,937	\$ 2,575,000	\$ 9,705,879	\$ 13,925,816
Investments with Escrow Agent	-	7,622,179	-	7,622,179
Receivables:				
Taxes	47,872	-	-	47,872
Special Assessments	189,270	5,016,684	1,673,250	6,879,204
Accounts	8,903	-	19,958	28,861
Other Receivables	1,087	326,900	366,160	694,147
Due from Other Funds	1,769	-	12,753,452	12,755,221
Due From Other Governments	3,804	31,808	3,674,703	3,710,315
Interfund Receivable	-	-	347,626	347,626
Advance to Other Funds	-	-	1,382,288	1,382,288
Land Held for Resale	-	-	1,185,688	1,185,688
<b>TOTAL ASSETS</b>	<b>\$ 1,897,642</b>	<b>\$ 15,572,571</b>	<b>\$ 31,109,004</b>	<b>\$ 48,579,217</b>
<b><u>LIABILITIES AND FUND BALANCES</u></b>				
<b>LIABILITIES:</b>				
Accounts Payable	\$ 113,423	\$ -	\$ 519,267	\$ 632,690
Due To Other Funds	1,769	-	4,771,805	4,773,574
Due To Other Governments	4,055	1,031	-	5,086
Interfund Payable	-	-	231,581	231,581
Deferred Revenue	193,574	5,336,549	2,023,556	7,553,679
Advance from Other Funds	-	-	953,873	953,873
<b>TOTAL LIABILITIES</b>	<b>312,821</b>	<b>5,337,580</b>	<b>8,500,082</b>	<b>14,150,483</b>
<b>FUND BALANCES:</b>				
Reserved	124,437	10,234,991	27,502,563	37,861,991
Unreserved, designated	1,424,125	-	-	1,424,125
Unreserved, undesignated reported in:				
Special Revenue Funds	36,259	-	-	36,259
Capital Project Funds	-	-	(4,893,641)	(4,893,641)
<b>TOTAL FUND BALANCES</b>	<b>1,584,821</b>	<b>10,234,991</b>	<b>22,608,922</b>	<b>34,428,734</b>
<b>TOTAL LIABILITIES AND FUND BALANCES</b>	<b>\$ 1,897,642</b>	<b>\$ 15,572,571</b>	<b>\$ 31,109,004</b>	<b>\$ 48,579,217</b>

**CITY OF CHASKA, MINNESOTA**

**COMBINING STATEMENT OF REVENUES, EXPENDITURES, AND CHANGES IN FUND BALANCES  
NONMAJOR GOVERNMENTAL FUNDS  
FOR THE YEAR ENDED DECEMBER 31, 2003**

	<u>SPECIAL REVENUE</u>	<u>DEBT SERVICE</u>	<u>CAPITAL PROJECTS</u>	<u>TOTAL NONMAJOR GOVERNMENTAL FUNDS</u>
<b><u>REVENUES</u></b>				
Taxes:				
Property	\$ 396,316	\$ -	\$ 28,953	\$ 425,269
Intergovernmental	507,205	648,659	2,133,693	3,289,557
Charges for Services	394,443	-	1,952,435	2,346,878
Special Assessments	86,015	1,638,619	554,274	2,278,908
Other Revenue	207,585	864,314	754,347	1,826,246
	<u>1,591,564</u>	<u>3,151,592</u>	<u>5,423,702</u>	<u>10,166,858</u>
<b>TOTAL REVENUES</b>				
<b><u>EXPENDITURES</u></b>				
<b>CURRENT:</b>				
General Government	-	1,547	362,790	364,337
Economic Development	333,887	-	408,777	742,664
Public Safety	685	-	23,018	23,703
Public Works	7,980	-	864,474	872,454
Parks, Recreation and Arts	33,455	-	-	33,455
<b>DEBT SERVICE:</b>				
Principal	-	6,856,375	13,625	6,870,000
Interest	-	2,585,061	93,509	2,678,570
Issuance Costs & Fiscal Agent Fees	-	84,162	-	84,162
<b>CAPITAL OUTLAY</b>	<u>1,380,074</u>	<u>-</u>	<u>3,454,066</u>	<u>4,834,140</u>
	<u>1,756,081</u>	<u>9,527,145</u>	<u>5,220,259</u>	<u>16,503,485</u>
<b>TOTAL EXPENDITURES</b>				
<b>EXCESS (DEFICIENCY) OF REVENUES OVER (UNDER) EXPENDITURES</b>	<u>(164,517)</u>	<u>(6,375,553)</u>	<u>203,443</u>	<u>(6,336,627)</u>
<b><u>OTHER FINANCING SOURCES (USES)</u></b>				
Transfers In	361,300	6,314,989	538,184	7,214,473
Transfers Out	(431,807)	(51)	(1,586,339)	(2,018,197)
Bonds Issued	-	6,220,000	-	6,220,000
Premium on Bonds Issued	-	244,170	-	244,170
Sale of Capital Assets	-	-	187,304	187,304
	<u>(70,507)</u>	<u>12,779,108</u>	<u>(860,851)</u>	<u>11,847,750</u>
<b>TOTAL OTHER FINANCING SOURCES AND USES</b>				
<b>NET CHANGE IN FUND BALANCES</b>	(235,024)	6,403,555	(657,408)	5,511,123
<b>FUND BALANCES, January 1</b>	<u>1,819,845</u>	<u>3,831,436</u>	<u>23,266,330</u>	<u>28,917,611</u>
<b>FUND BALANCES, December 31</b>	<u>\$ 1,584,821</u>	<u>\$ 10,234,991</u>	<u>\$ 22,608,922</u>	<u>\$ 34,428,734</u>



CHASKA

Special Revenue Funds are used to account for specific revenue sources that are legally restricted to expenditures for particular purposes.

<b>Ambulance Fund</b>	This fund accounts for grants to be used for the replacement of the ambulance.
<b>Forfeited Drug Property Fund</b>	This fund is used to account for forfeited property from criminal drug related activity.
<b>Mount Pleasant Maintenance &amp; Care Fund</b>	This fund is used to account for property tax levies and lot sales that are legally restricted to the maintenance of the cemetery and principal amounts received and related interest income for the care of the Mt. Pleasant Cemetery.
<b>Chaska EDA Fund</b>	This fund is used to report the administrative activities associated with the Chaska Economic Development Authority. The authority is authorized and levies ad valorem taxes to provide funds for operations.
<b>Park Development Fund</b>	This fund is used to account for grants and other dedicated revenues appropriated by budget for park and trail development.
<b>Equipment Acquisition Fund</b>	This fund is used to account for property tax levies appropriated by budget for capital equipment acquisition.
<b>Grace Gibson Fund</b>	This fund is used to account for assets received and related revenues and expenditures associated with Grace Gibson activities.
<b>Community Land Trust</b>	This fund is used to account for grants and other dedicated revenues appropriated for the Community Land Trust.

CITY OF CHASKA, MINNESOTA

NONMAJOR SPECIAL REVENUE FUNDS  
 COMBINING BALANCE SHEET  
 DECEMBER 31, 2003

	<u>AMBULANCE</u>	<u>FORFEITED DRUG PROPERTY</u>	<u>MOUNT PLEASANT MAINTENANCE &amp; CARE</u>	<u>CHASKA EDA</u>
<b>ASSETS</b>				
Cash And Investments	\$ 12,718	\$ -	\$ 152,412	\$ -
Receivables:				
Taxes:				
Unremitted	-	-	601	474
Delinquent	-	-	93	73
Special Assessments:				
Unremitted	-	-	-	-
Delinquent	-	-	-	-
Deferred:				
Certified To County	-	-	-	-
Accounts:				
Current	-	-	-	8,560
Other	-	-	-	-
Due From Other Funds	-	-	-	-
Due From Other Governments	3,500	-	-	304
<b>TOTAL ASSETS</b>	<u>\$ 16,218</u>	<u>\$ -</u>	<u>\$ 153,106</u>	<u>\$ 9,411</u>
<b>LIABILITIES AND FUND BALANCES</b>				
<b>LIABILITIES:</b>				
Accounts Payable	\$ -	\$ -	\$ 1,330	\$ 46,495
Contracts Payable	-	-	-	-
Due To Other Funds	-	-	-	1,231
Due To Other Governments	-	-	-	3,734
Deferred Revenue	-	-	93	73
<b>TOTAL LIABILITIES</b>	<u>-</u>	<u>-</u>	<u>1,423</u>	<u>51,533</u>
<b>FUND BALANCES (Deficit):</b>				
<b>Reserved:</b>				
Reserved For Community Center	-	-	-	-
Reserved For Mt. Pleasant Perpetual Care	-	-	88,982	-
Reserved For Concerts In The Park	-	-	-	-
<b>Unreserved:</b>				
Designated For Capital Outlay Acquisition	-	-	-	-
Undesignated	16,218	-	62,701	(42,122)
<b>TOTAL FUND BALANCES (Deficit)</b>	<u>16,218</u>	<u>-</u>	<u>151,683</u>	<u>(42,122)</u>
<b>TOTAL LIABILITIES AND FUND BALANCES</b>	<u>\$ 16,218</u>	<u>\$ -</u>	<u>\$ 153,106</u>	<u>\$ 9,411</u>

<u>PARK DEVELOPMENT</u>	<u>EQUIPMENT ACQUISITION</u>	<u>GRACE GIBSON</u>	<u>COMMUNITY LAND TRUST</u>	<u>TOTALS</u>
\$ 1,105,195	\$ 374,252	\$ 360	\$ -	\$ 1,644,937
-	40,464	-	-	41,539
-	6,167	-	-	6,333
2,029	-	-	-	2,029
8,459	-	-	-	8,459
178,782	-	-	-	178,782
-	343	-	-	8,903
1,087	-	-	-	1,087
1,769	-	-	-	1,769
-	-	-	-	3,804
<u>\$ 1,297,321</u>	<u>\$ 421,226</u>	<u>\$ 360</u>	<u>\$ -</u>	<u>\$ 1,897,642</u>
\$ 1,179	\$ 6,469	\$ -	\$ -	\$ 55,473
57,950	-	-	-	57,950
-	-	-	538	1,769
-	321	-	-	4,055
187,241	6,167	-	-	193,574
<u>246,370</u>	<u>12,957</u>	<u>-</u>	<u>538</u>	<u>312,821</u>
35,095	-	-	-	35,095
-	-	-	-	88,982
-	-	360	-	360
1,015,856	408,269	-	-	1,424,125
-	-	-	(538)	36,259
<u>1,050,951</u>	<u>408,269</u>	<u>360</u>	<u>(538)</u>	<u>1,584,821</u>
\$ 1,297,321	\$ 421,226	\$ 360	\$ -	\$ 1,897,642


**CITY OF CHASKA, MINNESOTA**

**NONMAJOR SPECIAL REVENUE FUNDS  
COMBINING STATEMENT OF REVENUES, EXPENDITURES AND CHANGES IN FUND BALANCES  
FOR THE YEAR ENDED DECEMBER 31, 2003**

	AMBULANCE	FORFEITED DRUG PROPERTY	MOUNT PLEASANT MAINTENANCE & CARE	CHASKA EDA
<b>REVENUES:</b>				
Taxes	\$ -	\$ -	\$ 5,723	\$ 4,665
Intergovernmental:				
Federal:				
Small Cities Grant	-	-	-	128,086
State:				
Market Value Credit	-	-	394	328
Other	-	-	-	1,188
County:				
Ambulance Aid	3,500	-	-	-
Charges For Services	-	-	2,100	124,200
Special Assessments	-	-	-	-
Other Revenues:				
Investment Earnings	260	-	1,229	-
Rents	-	-	-	-
Refunds And Reimbursements	-	-	-	-
Contributions And Donations	-	-	-	-
Miscellaneous	-	-	3,808	77,206
<b>TOTAL REVENUES</b>	<b>3,760</b>	<b>-</b>	<b>13,254</b>	<b>335,673</b>
<b>EXPENDITURES:</b>				
Current:				
Economic Development	-	-	-	333,349
Public Safety	685	-	-	-
Public Works	-	-	7,980	-
Parks, Recreation and Arts	-	-	-	-
Capital Outlay	-	-	-	-
<b>TOTAL EXPENDITURES</b>	<b>685</b>	<b>-</b>	<b>7,980</b>	<b>333,349</b>
<b>EXCESS (DEFICIENCY) OF REVENUES OVER (UNDER) EXPENDITURES</b>	<b>3,075</b>	<b>-</b>	<b>5,274</b>	<b>2,324</b>
<b>OTHER FINANCING SOURCES (USES):</b>				
Transfers In	-	-	-	-
Transfers Out	-	(6,546)	-	(10,761)
<b>TOTAL OTHER FINANCING SOURCES (USES)</b>	<b>-</b>	<b>(6,546)</b>	<b>-</b>	<b>(10,761)</b>
<b>NET CHANGE IN FUND BALANCES</b>	<b>3,075</b>	<b>(6,546)</b>	<b>5,274</b>	<b>(8,437)</b>
<b>FUND BALANCES (Deficit), January 1</b>	<b>13,143</b>	<b>6,546</b>	<b>146,409</b>	<b>(33,685)</b>
<b>FUND BALANCES (Deficit), December 31</b>	<b>\$ 16,218</b>	<b>\$ -</b>	<b>\$ 151,683</b>	<b>\$ (42,122)</b>



<u>PARK DEVELOPMENT</u>	<u>EQUIPMENT ACQUISITION</u>	<u>GRACE GIBSON</u>	<u>COMMUNITY LAND TRUST</u>	<u>TOTAL</u>
\$ -	\$ 385,928	\$ -	\$ -	\$ 396,316
-	-	-	-	128,086
-	26,709	-	-	27,431
-	-	-	347,000	348,188
-	-	-	-	3,500
264,143	4,000	-	-	394,443
86,015	-	-	-	86,015
23,231	3,820	9	-	28,549
-	40,051	-	-	40,051
-	200	-	-	200
47,371	8,500	900	-	56,771
-	1,000	-	-	82,014
<u>420,760</u>	<u>470,208</u>	<u>909</u>	<u>347,000</u>	<u>1,591,564</u>
-	-	-	538	333,887
-	-	-	-	685
-	-	-	-	7,980
32,533	-	922	-	33,455
<u>587,208</u>	<u>445,866</u>	<u>-</u>	<u>347,000</u>	<u>1,380,074</u>
<u>619,741</u>	<u>445,866</u>	<u>922</u>	<u>347,538</u>	<u>1,756,081</u>
<u>(198,981)</u>	<u>24,342</u>	<u>(13)</u>	<u>(538)</u>	<u>(164,517)</u>
-	361,300	-	-	361,300
<u>(7,500)</u>	<u>(407,000)</u>	<u>-</u>	<u>-</u>	<u>(431,807)</u>
<u>(7,500)</u>	<u>(45,700)</u>	<u>-</u>	<u>-</u>	<u>(70,507)</u>
(206,481)	(21,358)	(13)	(538)	(235,024)
<u>1,257,432</u>	<u>429,627</u>	<u>373</u>	<u>-</u>	<u>1,819,845</u>
<u>\$ 1,050,951</u>	<u>\$ 408,269</u>	<u>\$ 360</u>	<u>\$ (538)</u>	<u>\$ 1,584,821</u>



CHASKA

Debt Service Funds are used to accumulate resources and to record payment of bonded debt principal and interest.

<b>Improvement Bond Funds</b>	These funds service debt on the general obligation improvement bonds that were issued to finance construction of public improvements. Special assessment improvements are paid for completely or in part by property owners deemed to be benefited from such improvements.
<b>Tax Increment Bond Funds</b>	These funds service debt on the tax increment bonds issued to finance economic development and redevelopment projects.
<b>Public Facilities Lease Revenue Bond Fund</b>	This fund services debt in the public facilities lease revenue bonds that are supported by lease payments received and pledged by the Chaska Economic Development Authority.
<b>Equipment Certificate Fund</b>	These funds service debt on the general obligation equipment certificates that were used to fund equipment purchases.
<b>EDA Public Facilities Revenue Bond Funds</b>	This fund services debt on the certificates of participation that were used to finance the City Hall and Municipal Services Building.
<b>EDA Lease Revenue Bond Fund</b>	This fund services debt on the school facility revenue bonds that are supported by lease payments received and pledged by the Chaska Economic Development Authority.

**CITY OF CHASKA, MINNESOTA**

**NONMAJOR DEBT SERVICE FUNDS  
COMBINING BALANCE SHEET  
DECEMBER 31, 2003**

	IMPROVEMENT BONDS	GO TAX INCREMENT BONDS	\$4,175,000 PUBLIC FACILITIES LEASE REVENUE BONDS OF 1995	EDA LEASE REVENUE BONDS OF 1997,1998 & 1999
<b><u>ASSETS</u></b>				
Cash And Investments	\$ 726,069	\$ 1,314,114	\$ 1,800	\$ 181,682
Investments With Escrow Agent	-	6,361,027	457,035	804,117
Receivables:				
Special Assessments:				
Unremitted	939	4,851	-	-
Delinquent	-	6,496	-	-
Deferred:				
Certified To County	2,575,741	1,972,738	-	-
City Owned	-	455,919	-	-
Interest	1,124	-	-	-
Notes	325,776	-	-	-
Due From Other Governments	3,938	-	27,870	-
<b>TOTAL ASSETS</b>	<b>\$ 3,633,587</b>	<b>\$ 10,115,145</b>	<b>\$ 486,705</b>	<b>\$ 985,799</b>
 <b><u>LIABILITIES AND FUND BALANCES</u></b>				
<b>LIABILITIES:</b>				
Due To Other Governments	\$ -	\$ -	\$ -	\$ 1,031
Deferred Revenue	2,901,396	2,435,153	-	-
<b>TOTAL LIABILITIES</b>	<b>2,901,396</b>	<b>2,435,153</b>	<b>-</b>	<b>1,031</b>
 <b>FUND BALANCES:</b>				
Reserved:				
Reserved For Refunding	-	6,362,818	-	-
Reserved For Debt Service	732,191	1,317,174	486,705	984,768
<b>TOTAL FUND BALANCES</b>	<b>732,191</b>	<b>7,679,992</b>	<b>486,705</b>	<b>984,768</b>
<b>TOTAL LIABILITIES AND FUND BALANCES</b>	<b>\$ 3,633,587</b>	<b>\$ 10,115,145</b>	<b>\$ 486,705</b>	<b>\$ 985,799</b>

\$760,000 GO EQUIPMENT CERTIFICATES OF 2001	\$1,650,000, \$325,000 EDA PUBLIC FACILITIES REVENUE BONDS OF 2001 & 2002	\$530,000 GO EQUIPMENT CERTIFICATES OF 2002	TOTALS
\$ 10,485	\$ 325,168	\$ 15,682	\$ 2,575,000
-	-	-	7,622,179
-	-	-	5,790
-	-	-	6,496
-	-	-	4,548,479
-	-	-	455,919
-	-	-	1,124
-	-	-	325,776
-	-	-	31,808
<u>\$ 10,485</u>	<u>\$ 325,168</u>	<u>\$ 15,682</u>	<u>\$ 15,572,571</u>
-	-	-	1,031
-	-	-	5,336,549
-	-	-	5,337,580
-	-	-	6,362,818
<u>10,485</u>	<u>325,168</u>	<u>15,682</u>	<u>3,872,173</u>
<u>10,485</u>	<u>325,168</u>	<u>15,682</u>	<u>10,234,991</u>
<u>\$ 10,485</u>	<u>\$ 325,168</u>	<u>\$ 15,682</u>	<u>\$ 15,572,571</u>

CITY OF CHASKA, MINNESOTA

NONMAJOR DEBT SERVICE FUNDS  
 COMBINING STATEMENT OF REVENUES, EXPENDITURES AND CHANGES IN FUND BALANCES  
 FOR THE YEAR ENDED DECEMBER 31, 2003

	IMPROVEMENT BONDS	GO TAX INCREMENT BONDS	\$4,175,000 PUBLIC FACILITIES LEASE REVENUE BONDS OF 1995	EDA LEASE REVENUE BONDS OF 1997,1998 & 1999
<b>REVENUES:</b>				
Intergovernmental:				
State/County:				
Building Rent - Base Rent	\$ -	\$ -	\$ 15,000	\$ -
Building Rent - Camera Rent	-	-	35,387	-
Local:				
ISD112 Lease Payment	-	-	-	598,272
Special Assessments	800,607	838,012	-	-
Other Revenue:				
Payments	47,252	-	-	-
Investment Earnings	27,044	110,829	4,191	8,221
Leases	-	-	-	632,435
<b>TOTAL REVENUES</b>	<b>874,903</b>	<b>948,841</b>	<b>54,578</b>	<b>1,238,928</b>
<b>EXPENDITURES:</b>				
Current:				
General Government:				
Administrative Fees	51	1,134	-	-
Debt Service:				
Principal	1,450,000	3,745,000	165,000	1,006,375
Interest	387,734	1,394,320	189,128	495,986
Issuance Costs & Fiscal Agent Fees	-	79,346	4,750	66
<b>TOTAL EXPENDITURES</b>	<b>1,837,785</b>	<b>5,219,800</b>	<b>358,878</b>	<b>1,502,427</b>
<b>EXCESS (DEFICIENCY) OF REVENUES OVER (UNDER) EXPENDITURES</b>	<b>(962,882)</b>	<b>(4,270,959)</b>	<b>(304,300)</b>	<b>(263,499)</b>
<b>OTHER FINANCING SOURCES (USES):</b>				
Transfers In:				
\$890M EDA Lease Revenue 1997	-	-	-	14
Public Facilities Capital Improvement	-	-	6,887	-
Equipment Acquisition	-	-	-	-
Tax Increment Revolving	-	3,523,100	-	-
Improvement Projects of 1998	-	1,051,142	-	-
EDA Lease Revenue Projects	-	-	-	102,208
Fire Protection	163,382	-	-	-
Electric	-	-	235,000	-
Community Center	-	261,256	-	-
Chaska Town Course	-	415,000	-	-
Turbine Generator	-	-	-	-
Transfers Out:				
\$295M EDA Lease Revenue of 1998	-	-	-	(51)
Bond Issuance	-	6,220,000	-	-
Premium on Bonds Issued	-	244,170	-	-
<b>TOTAL OTHER FINANCING SOURCES (USES)</b>	<b>163,382</b>	<b>11,714,668</b>	<b>241,887</b>	<b>102,171</b>
<b>NET CHANGE IN FUND BALANCES</b>	<b>(799,500)</b>	<b>7,443,709</b>	<b>(62,413)</b>	<b>(161,328)</b>
<b>FUND BALANCES, January 1</b>	<b>1,531,691</b>	<b>236,283</b>	<b>549,118</b>	<b>1,146,096</b>
<b>FUND BALANCES, December 31</b>	<b>\$ 732,191</b>	<b>\$ 7,679,992</b>	<b>\$ 486,705</b>	<b>\$ 984,768</b>

<u>\$760,000 GO EQUIPMENT CERTIFICATES OF 2001</u>	<u>\$1,650,000 &amp; \$325,000 EDA PUBLIC FACILITIES REVENUE BONDS OF 2001 &amp; 2002</u>	<u>\$530,000 GO EQUIPMENT CERTIFICATES OF 2002</u>	<u>TOTALS</u>
\$ -	\$ -	\$ -	\$ 15,000
-	-	-	35,387
-	-	-	598,272
-	-	-	1,638,619
-	-	-	47,252
-	2,659	116	153,060
-	31,567	-	664,002
<u>-</u>	<u>34,226</u>	<u>116</u>	<u>3,151,592</u>
362	-	-	1,547
185,000	135,000	170,000	6,856,375
21,968	82,928	12,997	2,585,061
-	-	-	84,162
<u>207,330</u>	<u>217,928</u>	<u>182,997</u>	<u>9,527,145</u>
<u>(207,330)</u>	<u>(183,702)</u>	<u>(182,881)</u>	<u>(6,375,553)</u>
-	-	-	14
-	-	-	6,887
217,000	-	190,000	407,000
-	-	-	3,523,100
-	-	-	1,051,142
-	-	-	102,208
-	-	-	163,382
-	-	-	235,000
-	-	-	261,256
-	-	-	415,000
-	150,000	-	150,000
-	-	-	(51)
-	-	-	6,220,000
-	-	-	244,170
<u>217,000</u>	<u>150,000</u>	<u>190,000</u>	<u>12,779,108</u>
9,670	(33,702)	7,119	6,403,555
<u>815</u>	<u>358,870</u>	<u>8,563</u>	<u>3,831,436</u>
<u>\$ 10,485</u>	<u>\$ 325,168</u>	<u>\$ 15,682</u>	<u>\$ 10,234,991</u>

CITY OF CHASKA, MINNESOTA

DEBT SERVICE FUNDS - IMPROVEMENT BONDS  
 COMBINING BALANCE SHEET  
 DECEMBER 31, 2003

	\$7,565,000 GO IMPROVEMENT BONDS OF 2001	\$1,420,000 GO IMPROVEMENT CURRENT REFUNDING BONDS OF 2001	\$555,000 GO TAXABLE IMPROVEMENT BONDS OF 2002	\$455,000 GO IMPROVEMENT BONDS OF 2002	TOTALS
<b>ASSETS</b>					
Cash And Investments	\$ 704,571	\$ 3,851	\$ 17,379	\$ 268	\$ 726,069
Receivables:					
Special Assessments:					
Unremitted	-	939	-	-	939
Deferred:					
Certified To County	1,604,281	441,037	491,894	38,529	2,575,741
Interest	1,124	-	-	-	1,124
Notes	325,776	-	-	-	325,776
Due From Other Governments	3,938	-	-	-	3,938
<b>TOTAL ASSETS</b>	<b>\$ 2,639,690</b>	<b>\$ 445,827</b>	<b>\$ 509,273</b>	<b>\$ 38,797</b>	<b>\$ 3,633,587</b>
<b>LIABILITIES AND FUND BALANCES</b>					
<b>LIABILITIES:</b>					
Deferred Revenue	\$ 1,930,057	\$ 440,916	\$ 491,894	\$ 38,529	\$ 2,901,396
<b>FUND BALANCES:</b>					
Reserved For Debt Service	709,633	4,911	17,379	268	732,191
<b>TOTAL LIABILITIES AND FUND BALANCES</b>	<b>\$ 2,639,690</b>	<b>\$ 445,827</b>	<b>\$ 509,273</b>	<b>\$ 38,797</b>	<b>\$ 3,633,587</b>



CITY OF CHASKA, MINNESOTA

DEBT SERVICE FUNDS - IMPROVEMENT BONDS  
 COMBINING STATEMENT OF REVENUES, EXPENDITURES AND CHANGES IN FUND BALANCES  
 FOR THE YEAR ENDED DECEMBER 31, 2003

	\$7,565,000 GO IMPROVEMENT BONDS OF 2001	\$1,420,000 GO IMPROVEMENT CURRENT REFUNDING BONDS OF 2001	\$555,000 GO TAXABLE IMPROVEMENT BONDS OF 2002	\$455,000 GO IMPROVEMENT BONDS OF 2002	TOTALS
<b>REVENUES:</b>					
Special Assessments	\$ 542,209	\$ 173,773	\$ 77,980	\$ 6,645	\$ 800,607
Other Revenue:					
Payments	47,252	-	-	-	47,252
Investment Earnings	23,977	2,354	713	-	27,044
<b>TOTAL REVENUES</b>	<b>613,438</b>	<b>176,127</b>	<b>78,693</b>	<b>6,645</b>	<b>874,903</b>
<b>EXPENDITURES:</b>					
Current:					
General Government:					
Administrative Fees	-	-	-	51	51
Debt Service:					
Principal	1,065,000	250,000	60,000	75,000	1,450,000
Interest	306,840	37,675	27,550	15,669	387,734
<b>TOTAL EXPENDITURES</b>	<b>1,371,840</b>	<b>287,675</b>	<b>87,550</b>	<b>90,720</b>	<b>1,837,785</b>
<b>EXCESS (DEFICIENCY) OF REVENUES OVER (UNDER) EXPENDITURES</b>	<b>(758,402)</b>	<b>(111,548)</b>	<b>(8,857)</b>	<b>(84,075)</b>	<b>(962,882)</b>
<b>OTHER FINANCING SOURCES (USES):</b>					
Transfers In (Out)					
Fire Protection	55,127	-	24,755	83,500	163,382
<b>NET CHANGE IN FUND BALANCES</b>	<b>(703,275)</b>	<b>(111,548)</b>	<b>15,898</b>	<b>(575)</b>	<b>(799,500)</b>
<b>FUND BALANCES, January 1</b>	<b>1,412,908</b>	<b>116,459</b>	<b>1,481</b>	<b>843</b>	<b>1,531,691</b>
<b>FUND BALANCES, December 31</b>	<b>\$ 709,633</b>	<b>\$ 4,911</b>	<b>\$ 17,379</b>	<b>\$ 268</b>	<b>\$ 732,191</b>

CITY OF CHASKA, MINNESOTA

DEBT SERVICE FUNDS - GO TAX INCREMENT BONDS  
 COMBINING BALANCE SHEET  
 DECEMBER 31, 2003

	\$14,070,834 GO TI CAPITAL APPRECIATION BONDS OF 1995	\$4,510,000 GO TI BONDS OF 1998	\$12,120,000 GO TI BONDS OF 1999	\$670,000 GO TI BONDS OF 1999	\$4,675,000 GO TI BONDS OF 2000
<b>ASSETS</b>					
Cash And Investments	\$ 148,041	\$ 411,398	\$ 1,000	\$ 1,000	\$ 606,312
Investments With Escrow Agent	-	-	-	-	-
Receivables:					
Special Assessments:					
Unremitted	3,703	279	-	-	869
Delinquent	6,496	-	-	-	-
Deferred:					
Certified To County	469,513	232,073	-	-	1,271,152
City Owned	455,919	-	-	-	-
<b>TOTAL ASSETS</b>	<b>\$ 1,083,672</b>	<b>\$ 643,750</b>	<b>\$ 1,000</b>	<b>\$ 1,000</b>	<b>\$ 1,878,333</b>
<b>LIABILITIES AND FUND BALANCES</b>					
<b>LIABILITIES:</b>					
Deferred Revenue	\$ 931,928	\$ 232,073	\$ -	\$ -	\$ 1,271,152
<b>FUND BALANCES:</b>					
Reserved:					
Reserved For Refunding	-	-	-	-	-
Reserved For Debt Service	151,744	411,677	1,000	1,000	607,181
<b>TOTAL FUND BALANCES</b>	<b>151,744</b>	<b>411,677</b>	<b>1,000</b>	<b>1,000</b>	<b>607,181</b>
<b>TOTAL LIABILITIES AND FUND BALANCES</b>	<b>\$ 1,083,672</b>	<b>\$ 643,750</b>	<b>\$ 1,000</b>	<b>\$ 1,000</b>	<b>\$ 1,878,333</b>

\$1,140,000 GO TAXABLE TI BONDS OF OF 2000	\$2,220,000 GO TAXABLE TI CURRENT REFUNDING BONDS OF 2001	\$3,550,000 GO TI CROSSOVER REFUNDING BONDS OF 2002	\$1,555,000 GO TAXABLE TI CROSSOVER REFUNDING BONDS OF 2002	\$6,220,000 GO TI CROSSOVER REFUNDING BONDS OF 2003	TOTALS
\$ 1,000	\$ 105	\$ 136,262	\$ 7,205	\$ 1,791 6,361,027	\$ 1,314,114 6,361,027
-	-	-	-	-	4,851
-	-	-	-	-	6,496
-	-	-	-	-	1,972,738
-	-	-	-	-	455,919
<u>\$ 1,000</u>	<u>\$ 105</u>	<u>\$ 136,262</u>	<u>\$ 7,205</u>	<u>\$ 6,362,818</u>	<u>\$ 10,115,145</u>
<u>\$ -</u>	<u>\$ -</u>	<u>\$ -</u>	<u>\$ -</u>	<u>\$ -</u>	<u>\$ 2,435,153</u>
-	-	-	-	6,362,818	6,362,818
<u>1,000</u>	<u>105</u>	<u>136,262</u>	<u>7,205</u>	<u>-</u>	<u>1,317,174</u>
<u>1,000</u>	<u>105</u>	<u>136,262</u>	<u>7,205</u>	<u>6,362,818</u>	<u>7,679,992</u>
<u>\$ 1,000</u>	<u>\$ 105</u>	<u>\$ 136,262</u>	<u>\$ 7,205</u>	<u>\$ 6,362,818</u>	<u>\$ 10,115,145</u>

CITY OF CHASKA, MINNESOTA

DEBT SERVICE FUNDS - GO TAX INCREMENT BONDS  
 COMBINING STATEMENT OF REVENUES, EXPENDITURES AND CHANGES IN FUND BALANCES  
 FOR THE YEAR ENDED DECEMBER 31, 2003

	\$14,070,834	\$4,510,000	\$12,120,000	\$670,000	\$4,675,000
	GO TI CAPITAL APPRECIATION BONDS OF 1995	GO TI BONDS OF 1998	GO TI BONDS OF 1999	GO TI BONDS OF 1999	GO TI BONDS OF 2000
<b>REVENUES:</b>					
Special Assessments	\$ 143,637	\$ 103,891	\$ -	\$ -	\$ 590,484
Other:					
Investment Earnings	-	7,028	-	-	17,011
<b>TOTAL REVENUES</b>	<b>143,637</b>	<b>110,919</b>	<b>-</b>	<b>-</b>	<b>607,495</b>
<b>EXPENDITURES:</b>					
Current:					
General Government:					
Administrative Fees	-	-	-	-	1,134
Debt Service:					
Principal	2,605,000	330,000	-	-	150,000
Interest	-	148,720	499,180	38,808	230,775
Issuance Costs & Fiscal Agent Fees	-	-	-	-	-
<b>TOTAL EXPENDITURES</b>	<b>2,605,000</b>	<b>478,720</b>	<b>499,180</b>	<b>38,808</b>	<b>381,909</b>
<b>EXCESS (DEFICIENCY) OF REVENUES OVER (UNDER) EXPENDITURES</b>	<b>(2,461,363)</b>	<b>(367,801)</b>	<b>(499,180)</b>	<b>(38,808)</b>	<b>225,586</b>
<b>OTHER FINANCING SOURCES (USES):</b>					
Transfers In/(Out):					
Tax Increment Revolving Fund Improvement Projects of 1998	2,248,100	-	329,720	39,808	-
Community Center	-	685,078	-	-	366,064
Chaska Town Course	-	90,796	170,460	-	-
Bond Issuance	356,900	-	-	-	-
Premium on Bonds Issued	-	-	-	-	-
<b>TOTAL OTHER FINANCING SOURCES (USES)</b>	<b>2,605,000</b>	<b>775,874</b>	<b>500,180</b>	<b>39,808</b>	<b>366,064</b>
<b>NET CHANGES IN FUND BALANCE</b>	<b>143,637</b>	<b>408,073</b>	<b>1,000</b>	<b>1,000</b>	<b>591,650</b>
<b>FUND BALANCES, January 1</b>	<b>8,107</b>	<b>3,604</b>	<b>-</b>	<b>-</b>	<b>15,531</b>
<b>FUND BALANCES, December 31</b>	<b>\$ 151,744</b>	<b>\$ 411,677</b>	<b>\$ 1,000</b>	<b>\$ 1,000</b>	<b>\$ 607,181</b>

<u>\$1,140,000</u> <u>GO TAXABLE</u> <u>TI BONDS OF</u> <u>OF</u> <u>2000</u>	<u>\$2,220,000</u> <u>GO TAXABLE</u> <u>TI CURRENT</u> <u>REFUNDING</u> <u>BONDS OF</u> <u>2001</u>	<u>\$3,550,000</u> <u>GO TI CROSSOVER</u> <u>REFUNDING</u> <u>BONDS OF</u> <u>2002</u>	<u>\$1,555,000</u> <u>GO TAXABLE</u> <u>TI CURRENT</u> <u>REFUNDING</u> <u>BONDS OF</u> <u>2002</u>	<u>\$6,220,000</u> <u>GO TI</u> <u>CROSSOVER</u> <u>REFUNDING BONDS</u> <u>OF 2003</u>	<u>TOTALS</u>
\$ -	\$ -	\$ -	\$ -	\$ -	\$ 838,012
-	-	3,056	-	83,734	110,829
-	-	3,056	-	83,734	948,841
-	-	-	-	-	1,134
100,000	410,000	-	150,000	-	3,745,000
75,350	92,625	126,625	76,497	105,740	1,394,320
-	-	-	-	79,346	79,346
175,350	502,625	126,625	226,497	185,086	5,219,800
(175,350)	(502,625)	(123,569)	(226,497)	(101,352)	(4,270,959)
176,350	502,625	-	226,497	-	3,523,100
-	-	-	-	-	1,051,142
-	-	-	-	-	261,256
-	-	58,100	-	-	415,000
-	-	-	-	6,220,000	6,220,000
-	-	-	-	244,170	244,170
176,350	502,625	58,100	226,497	6,464,170	11,714,668
1,000	-	(65,469)	-	6,362,818	7,443,709
-	105	201,731	7,205	-	236,283
<u>\$ 1,000</u>	<u>\$ 105</u>	<u>\$ 136,262</u>	<u>\$ 7,205</u>	<u>\$ 6,362,818</u>	<u>\$ 7,679,992</u>

Capital Projects Funds are used to account for the acquisition and construction of major capital facilities other than those financed by proprietary funds and trust funds.

<b>Tax Increment Funds</b>	This fund receives revenue from general property taxes in the form of tax increment. These revenues are used by the Chaska Economic Development Authority to promote industrial development via providing financing aids to developers.
<b>Special Assessments Funds</b>	This fund is used for the construction of improvements and the collection of assessments from properties benefiting from the improvements.
<b>Major Road Construction Fund</b>	This fund is used to account for the City's allocation of the State collected highway user tax for Minnesota State Aid (MSA) designated road construction.
<b>Permanent Improvement Revolving Funds</b>	These funds are used to collect the building permit revenues charged for the purpose of construction of the City's water, sewer and storm sewer systems. Three separate funds are shown: a Water Fund, a Sewer Fund, and a Storm Water Fund.
<b>Storm Sewer Area Fund</b>	This fund is used to collect the building permit revenues charged for the purpose of construction and maintenance of the City's storm sewer system.
<b>Highway 212 R.A.L.F. Loan Fund</b>	This fund is used to account for acquisitions for the new Highway 212 funded by the Metropolitan Council Right-Of-Way Acquisition Loan Fund (R.A.L.F.)
<b>Public Facilities Capital Improvement Fund</b>	This fund is used to account for sources to be used to finance future capital facility construction and improvements to existing City facilities.

(Continued)

(Continued)

<b>Capital Improvement Loan Fund</b>	This fund is used to accumulate grant and loan payment proceeds.
<b>Highway 41 Improvement Fund</b>	This fund is used to account for right-of-way acquisitions for the Highway 41 upgrading.
<b>Fire Protection Systems Fund</b>	This fund is used to account for receipts and expenditures for the fire protection systems.
<b>Improvement Revolving Fund</b>	This fund is used to fund un-bonded improvement projects.
<b>EDA Lease Revenue Bond Projects Fund</b>	This fund is used to account for two EDA capital project agreements.
<b>1997 Highway 41 Upgrading Fund</b>	This fund is used to account for the receipts and expenditures for the upgrading of Highway 41.
<b>2003 Highway 312 Improvements</b>	This fund is used to account for the receipts and expenditures for Highway 312.

CITY OF CHASKA, MINNESOTA

NONMAJOR CAPITAL PROJECT FUNDS  
 COMBINING BALANCE SHEET  
 DECEMBER 31, 2003

	TAX INCREMENT	SPECIAL ASSESSMENTS	MAJOR ROAD CONSTRUCTION	PERMANENT IMPROVEMENT REVOLVING/ WATER	PERMANENT IMPROVEMENT REVOLVING/ SEWER	STORM SEWER AREA	HWY. 212 RALF LOANS	PUBLIC FACILITIES CAPITAL IMPROVEMENT	CAPITAL IMPROVEMENT LOANS
<b>ASSETS</b>									
Cash And Investments	\$ 654,926	\$ 109,085	\$ 1,291,883	\$ 747,836	\$ 33,453	\$ 943,932	\$ 21,527	\$ -	\$ 146,686
Receivables:									
Special Assessments:									
Unremitted	847	-	-	1,068	1,945	2,310	-	-	-
Delinquent	2,595	-	-	4,644	(647)	6,090	-	-	-
Deferred:									
Certified To County	711,549	-	-	208,347	152,299	378,108	-	-	-
City Owned	32,945	15,733	-	-	-	-	-	-	-
Accounts:									
Current	14,062	-	-	-	-	-	-	5,896	-
Interest	-	-	-	2,234	2,603	2,319	-	-	-
Notes	302,000	-	-	-	-	-	-	-	55,073
Due From Other Funds	2,581,841	110,535	-	4,800,000	2,637,261	2,013,765	-	-	-
Due From Other Governments	-	138,655	-	-	-	-	-	2,334	-
Interfund:									
Receivable	-	-	-	-	-	173,813	-	173,813	-
Advance To Other Funds	-	-	-	-	-	691,144	-	691,144	-
Land Held For Resale	785,688	400,000	-	-	-	-	-	-	-
<b>TOTAL ASSETS</b>	<b>\$ 5,086,453</b>	<b>\$ 774,008</b>	<b>\$ 1,291,883</b>	<b>\$ 5,764,129</b>	<b>\$ 2,826,914</b>	<b>\$ 4,211,481</b>	<b>\$ 21,527</b>	<b>\$ 873,187</b>	<b>\$ 201,759</b>
<b>LIABILITIES AND FUND BALANCES</b>									
<b>LIABILITIES:</b>									
Accounts Payable	\$ 10,824	\$ 117,731	\$ -	\$ 10,771	\$ 5,203	\$ 9,949	\$ -	\$ 7,551	\$ -
Contracts Payable	5,175	231,317	-	81,562	36,191	-	-	-	-
Due To Other Funds	2,413,959	2,024,547	-	-	-	-	-	151,960	-
Interfund Payable	32,768	-	-	-	-	-	-	198,813	-
Deferred Revenue	1,049,091	16,761	-	211,791	151,824	384,198	-	-	55,072
Advance From Other Funds	187,729	-	-	-	-	-	-	766,144	-
<b>TOTAL LIABILITIES</b>	<b>3,699,546</b>	<b>2,390,356</b>	<b>-</b>	<b>304,124</b>	<b>193,218</b>	<b>394,147</b>	<b>-</b>	<b>1,124,468</b>	<b>55,072</b>
<b>FUND BALANCES:</b>									
Reserved:									
Reserved For Advance To Other Funds	-	-	-	-	-	691,144	-	691,144	-
Reserved For Construction	2,354,748	-	1,291,883	5,460,005	2,633,696	3,126,190	21,527	-	146,687
Reserved for Redevelopment	785,688	400,000	-	-	-	-	-	-	-
Unreserved:									
Undesignated	(1,753,529)	(2,016,348)	-	-	-	-	-	(942,425)	-
<b>TOTAL FUND BALANCES</b>	<b>1,386,907</b>	<b>(1,616,348)</b>	<b>1,291,883</b>	<b>5,460,005</b>	<b>2,633,696</b>	<b>3,817,334</b>	<b>21,527</b>	<b>(251,281)</b>	<b>146,687</b>
<b>TOTAL LIABILITIES AND FUND BALANCES</b>	<b>\$ 5,086,453</b>	<b>\$ 774,008</b>	<b>\$ 1,291,883</b>	<b>\$ 5,764,129</b>	<b>\$ 2,826,914</b>	<b>\$ 4,211,481</b>	<b>\$ 21,527</b>	<b>\$ 873,187</b>	<b>\$ 201,759</b>

(Continued)



HWY. 41 IMPROVEMENT	PERMANENT IMPROVEMENT REVOLVING/ STORM/WATER	FIRE PROTECTION SYSTEMS	IMPROVEMENT REVOLVING	EDA LEASE REVENUE BOND PROJECTS	1997 HWY 41 UPGRADED	HWY 312 IMPROVEMENTS	TOTALS
\$ 1,160,592	\$ 507,648	\$ 339,808	\$ 590,290	\$ -	\$ 3,158,213	\$ -	\$ 9,705,879
-	598	-	-	-	-	-	6,768
-	1,292	-	81	-	-	-	14,055
-	97,609	-	55,837	-	-	-	1,603,749
-	-	-	-	-	-	-	48,678
-	-	-	-	-	-	-	19,958
1,021	-	-	910	-	-	-	9,087
-	-	-	-	-	-	-	357,073
-	-	-	428,711	-	181,339	-	12,753,452
-	-	-	-	-	3,533,714	-	3,674,703
-	-	-	-	-	-	-	347,626
-	-	-	-	-	-	-	1,382,288
-	-	-	-	-	-	-	1,185,688
<u>\$ 1,161,613</u>	<u>\$ 607,147</u>	<u>\$ 339,808</u>	<u>\$ 1,075,829</u>	<u>\$ -</u>	<u>\$ 6,873,266</u>	<u>\$ -</u>	<u>\$ 31,109,004</u>
\$ -	\$ -	\$ -	\$ -	\$ -	\$ 1,732	\$ -	\$ 163,761
-	-	-	-	-	1,261	-	355,506
-	-	-	-	180,435	-	904	4,771,805
-	-	-	-	-	-	-	231,581
-	98,901	-	55,918	-	-	-	2,023,556
-	-	-	-	-	-	-	953,873
-	98,901	-	55,918	180,435	2,993	904	8,500,082
-	-	-	-	-	-	-	1,382,288
1,161,613	508,246	339,808	1,019,911	-	6,870,273	-	24,934,587
-	-	-	-	-	-	-	1,185,688
-	-	-	-	(180,435)	-	(904)	(4,893,641)
<u>1,161,613</u>	<u>508,246</u>	<u>339,808</u>	<u>1,019,911</u>	<u>(180,435)</u>	<u>6,870,273</u>	<u>(904)</u>	<u>22,608,922</u>
<u>\$ 1,161,613</u>	<u>\$ 607,147</u>	<u>\$ 339,808</u>	<u>\$ 1,075,829</u>	<u>\$ -</u>	<u>\$ 6,873,266</u>	<u>\$ -</u>	<u>\$ 31,109,004</u>

ASSETS

Cash And Investments  
Receivables:  
Special Assessments:  
Unremitted  
Delinquent  
Deferred:  
Certified To County  
City Owned  
Accounts:  
Current  
Interest  
Notes  
Due From Other Funds  
Due From Other Governments  
Interfund:  
Receivable  
Advance To Other Funds  
Land Held For Resale

TOTAL ASSETS

LIABILITIES AND FUND BALANCES

LIABILITIES:

Accounts Payable  
Contracts Payable  
Due To Other Funds  
Interfund Payable  
Deferred Revenue  
Advance From Other Funds

TOTAL LIABILITIES

FUND BALANCES:

Reserved:  
Reserved For Advance To Other Funds  
Reserved For Construction  
Reserved For Redevelopment  
Unreserved:  
Undesignated

TOTAL FUND BALANCES

TOTAL LIABILITIES AND FUND BALANCES

CITY OF CHASKA, MINNESOTA

NONMAJOR CAPITAL PROJECT FUNDS  
 COMBINING STATEMENT OF REVENUES, EXPENDITURES AND CHANGES IN FUND BALANCES  
 FOR THE YEAR ENDED DECEMBER 31, 2003

	TAX INCREMENT	SPECIAL ASSESSMENTS	MAJOR ROAD CONSTRUCTION	PERMANENT IMPROVEMENT REVOLVING/ WATER	PERMANENT IMPROVEMENT REVOLVING/ SEWER	STORM SEWER AREA	HWY. 212 RALF LOANS	PUBLIC FACILITIES CAPITAL IMPROVEMENT	CAPITAL IMPROVEMENT LOANS
<b>REVENUES:</b>									
General Property Taxes:									
Tax Increment	\$ 28,953	\$ -	\$ -	\$ -	\$ -	\$ -	\$ -	\$ -	\$ -
Intergovernmental:									
State:									
Municipal State Aid	-	-	848,614	-	-	-	-	-	-
Other	106,639	1,038,750	-	-	-	-	-	1,035	-
Local:									
Other	-	138,655	-	-	-	-	-	-	-
Acreage And Connection Charges	-	-	-	1,732,212	169,701	40,077	-	-	-
Special Assessments	1,592	397	-	93,607	103,022	252,287	-	-	-
Other Revenues:									
Payments	-	-	-	-	-	-	-	-	11,664
Investment Earnings	48,756	37,585	14,988	63,445	55,424	99,161	415	86,229	2,753
Rents	45,438	-	-	-	-	-	-	-	-
Miscellaneous	196,686	-	-	-	-	-	1,200	27,702	-
<b>TOTAL REVENUES</b>	<b>428,064</b>	<b>1,215,387</b>	<b>863,602</b>	<b>1,889,264</b>	<b>328,147</b>	<b>391,525</b>	<b>1,615</b>	<b>114,966</b>	<b>14,417</b>
<b>EXPENDITURES:</b>									
Current:									
General Government:									
Administrative Fees	1,052	109,516	-	1,219	599	2,263	-	12,166	-
Professional Services	-	-	-	-	-	-	-	94,879	-
Miscellaneous	-	-	-	-	-	-	-	18,311	-
Economic Development:									
Professional Services	333,097	41,817	-	-	-	-	-	-	-
Miscellaneous	33,863	-	-	-	-	-	-	-	-
Public Safety:									
Professional Services	-	-	-	-	-	-	-	-	-
Public Works:									
Professional Services	-	523,304	-	85,558	88,255	49,372	-	-	-
Miscellaneous	-	-	-	-	11,200	-	-	-	-
Debt Service:									
Principal	-	-	-	-	-	-	-	-	-
Interest	37,486	-	-	-	-	-	-	56,023	-
Capital Outlay:									
Land Purchase/Land Writedowns	44,434	19,202	-	-	5,000	-	-	175,020	-
System Improvements:									
General	13,292	109,362	-	28,659	-	6,537	-	30,100	-
Building And Structures	-	-	-	-	-	-	-	366,705	-
Water	-	-	-	393,553	-	-	-	13,806	-
Sanitary Sewer	-	-	-	-	376,362	-	-	409	-
Street	-	1,283,957	-	-	-	-	-	-	-
Storm Sewer	-	875	-	15,382	178,319	47,523	-	-	-
Equipment	-	-	-	-	-	-	-	4,089	-
<b>TOTAL EXPENDITURES</b>	<b>\$ 463,224</b>	<b>\$ 2,088,033</b>	<b>\$ -</b>	<b>\$ 524,371</b>	<b>\$ 659,735</b>	<b>\$ 105,695</b>	<b>\$ -</b>	<b>\$ 771,508</b>	<b>\$ -</b>

(Continued)

NONMAJOR CAPITAL PROJECT FUNDS  
 COMBINING STATEMENT OF REVENUES, EXPENDITURES AND CHANGES IN FUND BALANCES  
 FOR THE YEAR ENDED DECEMBER 31, 2003

	TAX INCREMENT	SPECIAL ASSESSMENTS	MAJOR ROAD CONSTRUCTION	PERMANENT IMPROVEMENT REVOLVING/ WATER	PERMANENT IMPROVEMENT REVOLVING/ SEWER	STORM SEWER AREA	HWY. 212 RALF LOANS	PUBLIC FACILITIES CAPITAL IMPROVEMENT	CAPITAL IMPROVEMENT LOANS
EXCESS (DEFICIENCY) OF REVENUES OVER (UNDER) EXPENDITURES	\$ (35,160)	\$ (872,646)	\$ 863,602	\$ 1,364,893	\$ (331,588)	\$ 285,830	\$ 1,615	\$ (656,542)	\$ 14,417
OTHER FINANCING SOURCES (USES):									
Transfers In	10,761	235,064	980	-	-	-	-	289,506	-
Transfers Out	(980)	(1,053,015)	(190,853)	(24,840)	-	-	-	(6,887)	-
Sale of Capital Assets	-	-	-	-	-	-	-	187,304	-
TOTAL OTHER FINANCING SOURCES (USES)	9,781	(817,951)	(189,873)	(24,840)	-	-	-	469,923	-
NET CHANGE IN FUND BALANCES	(25,379)	(1,690,597)	673,729	1,340,053	(331,588)	285,830	1,615	(186,619)	14,417
FUND BALANCES, January 1	1,412,286	74,249	618,154	4,119,952	2,965,284	3,531,504	19,912	(64,662)	132,270
FUND BALANCES, December 31	\$ 1,386,907	\$ (1,616,348)	\$ 1,291,883	\$ 5,460,005	\$ 2,633,696	\$ 3,817,334	\$ 21,527	\$ (251,281)	\$ 146,687

HWY. 41 IMPROVEMENT	PERMANENT IMPROVEMENT REVOLVING/ STORM WATER	FIRE PROTECTION SYSTEMS	IMPROVEMENT REVOLVING	EDA LEASE REVENUE BOND PROJECTS	1997 HWY 41 UPGRADED	HWY 312 IMPROVEMENTS	TOTALS
\$ -	\$ -	\$ -	\$ -	\$ -	\$ -	\$ -	\$ 28,953
-	-	-	-	-	-	-	848,614
-	-	-	-	-	-	-	1,146,424
-	-	-	-	-	-	-	138,655
-	10,445	-	-	-	-	-	1,952,435
-	64,254	-	39,115	-	-	-	554,274
-	-	-	-	-	-	-	11,664
23,632	9,043	10,535	19,326	365	-	-	471,657
-	-	-	-	-	-	-	45,438
-	-	-	-	-	-	-	225,588
<u>23,632</u>	<u>83,742</u>	<u>10,535</u>	<u>58,441</u>	<u>365</u>	<u>-</u>	<u>-</u>	<u>5,423,702</u>
-	1,018	3,909	-	2,452	115,406	-	249,600
-	-	-	-	-	-	-	94,879
-	-	-	-	-	-	-	18,311
-	-	-	-	-	-	-	374,914
-	-	-	-	-	-	-	33,863
-	-	23,018	-	-	-	-	23,018
-	-	-	-	-	18,862	792	766,143
-	-	-	-	-	87,019	112	98,331
-	-	-	-	13,625	-	-	13,625
-	-	-	-	-	-	-	93,509
-	-	-	-	-	-	-	243,656
-	-	-	-	-	1,281	-	189,231
-	-	-	-	-	-	-	366,705
-	-	-	-	-	-	-	407,359
-	-	-	-	-	-	-	376,771
-	-	-	-	-	340,199	-	1,624,156
-	-	-	-	-	-	-	242,099
-	-	-	-	-	-	-	4,089
<u>\$ -</u>	<u>\$ 1,018</u>	<u>\$ 26,927</u>	<u>\$ -</u>	<u>\$ 16,077</u>	<u>\$ 562,767</u>	<u>\$ 904</u>	<u>\$ 5,220,259</u>

REVENUES:  
 General Property Taxes:  
 Tax Increment  
 Intergovernmental:  
 State:  
 Municipal State Aid  
 Other  
 Local:  
 Other  
 Acreage And Connection Charges  
 Special Assessments  
 Other Revenues:  
 Payments  
 Investment Earnings  
 Rents  
 Miscellaneous  
 TOTAL REVENUES

EXPENDITURES:  
 Current:  
 General Government:  
 Administrative Fees  
 Professional Services  
 Miscellaneous  
 Economic Development:  
 Professional Services  
 Miscellaneous  
 Public Safety:  
 Professional Services  
 Public Works:  
 Professional Services  
 Miscellaneous  
 Debt Service:  
 Principal  
 Interest  
 Capital Outlay:  
 Land Purchase/Land Writedowns  
 System Improvements:  
 General  
 Building And Structures  
 Water  
 Sanitary Sewer  
 Street  
 Storm Sewer  
 Equipment  
 TOTAL EXPENDITURES

(Continued)

HWY. 41 IMPROVEMENT	PERMANENT IMPROVEMENT REVOLVING/ STORM WATER	FIRE PROTECTION SYSTEMS	IMPROVEMENT REVOLVING	EDA LEASE REVENUE PROJECTS	1997 HWY 41 UPGRADED	HWY 312 IMPROVEMENTS	TOTALS	
\$ 23,632	\$ 82,724	\$ (16,392)	\$ 58,441	\$ (15,712)	\$ (562,767)	\$ (904)	\$ 203,443	EXCESS (DEFICIENCY) OF REVENUES OVER (UNDER) EXPENDITURES
-	-	-	1,873	-	-	-	538,184	OTHER FINANCING SOURCES (USES):
-	-	(163,382)	(44,211)	(102,171)	-	-	(1,586,339)	Transfers In
-	-	-	-	-	-	-	187,304	Transfers Out
-	-	(163,382)	(42,338)	(102,171)	-	-	(860,851)	Sale of Capital Assets
23,632	82,724	(179,774)	16,103	(117,883)	(562,767)	(904)	(657,408)	TOTAL OTHER FINANCING SOURCES (USES)
1,137,981	425,522	519,582	1,003,808	(62,552)	7,433,040	-	23,266,330	NET CHANGE IN FUND BALANCES
\$ 1,161,613	\$ 508,246	\$ 339,808	\$ 1,019,911	\$ (180,435)	\$ 6,870,273	\$ (904)	\$ 22,608,922	FUND BALANCES, January 1
								FUND BALANCES, December 31

CITY OF CHASKA, MINNESOTA

CAPITAL PROJECT FUNDS - TAX INCREMENT  
 COMBINING BALANCE SHEET  
 DECEMBER 31, 2003

	DIST #4 FLOOD CONTROL IMPROVEMENT PROJECT	DIST #4 1994 WRITEDOWNS	DIST #4 WRITEDOWNS	DIST #9 FMG	DIST #10 NORDIC TRACK	DIST #4 1995 WRITEDOWNS	DIST #4 1995 SERIES A REVOLVING FUND
<b>ASSETS</b>							
Cash And Investments	\$ -	\$ -	\$ -	\$ -	\$ -	\$ -	\$ -
Receivables:							
Special Assessments:							
Unremitted	-	-	-	-	-	-	-
Delinquent	1,790	-	-	-	-	-	-
Deferred:							
Certified To County	-	710,329	-	-	-	-	-
City Owned	32,945	-	-	-	-	-	-
Accounts:							
Current	-	-	-	-	-	-	-
Notes	-	-	112,000	-	-	-	-
Due From Other Funds	155,926	12,388	801,372	288,814	78,857	569,814	372,270
Land Held For Resale	-	-	-	-	-	-	-
<b>TOTAL ASSETS</b>	<b>\$ 190,661</b>	<b>\$ 722,717</b>	<b>\$ 913,372</b>	<b>\$ 288,814</b>	<b>\$ 78,857</b>	<b>\$ 569,814</b>	<b>\$ 372,270</b>
<b>LIABILITIES AND FUND BALANCES</b>							
<b>LIABILITIES:</b>							
Accounts Payable	\$ -	\$ -	\$ -	\$ -	\$ -	\$ -	\$ -
Contracts Payable	-	-	-	-	-	-	-
Due To Other Funds	-	-	-	-	-	-	-
Interfund Payable	-	-	-	-	32,768	-	-
Deferred Revenue	34,736	710,329	112,000	-	-	-	-
Advance From Other Funds	-	-	-	-	187,729	-	-
<b>TOTAL LIABILITIES</b>	<b>34,736</b>	<b>710,329</b>	<b>112,000</b>	<b>-</b>	<b>220,497</b>	<b>-</b>	<b>-</b>
<b>FUND BALANCES:</b>							
<b>Reserved:</b>							
Reserved For Construction	-	12,388	801,372	288,814	-	569,814	372,270
Reserved For Redevelopment	-	-	-	-	-	-	-
Unreserved, Undesignated	155,925	-	-	-	(141,640)	-	-
<b>TOTAL FUND BALANCES</b>	<b>155,925</b>	<b>12,388</b>	<b>801,372</b>	<b>288,814</b>	<b>(141,640)</b>	<b>569,814</b>	<b>372,270</b>
<b>TOTAL LIABILITIES AND FUND BALANCES</b>	<b>\$ 190,661</b>	<b>\$ 722,717</b>	<b>\$ 913,372</b>	<b>\$ 288,814</b>	<b>\$ 78,857</b>	<b>\$ 569,814</b>	<b>\$ 372,270</b>

DIST #4 BRICKYARD REDEVELOPMENT	REDEVELOPMENT PLAN NO. 4 NON-TIF DISTRICT PROJECTS	DIST #4 1999 TAXABLE WRITEDOWNS	DIST # 12 CLOVER FIELDS	DIST # 13 NORTH MEADOWS	DIST #14 DOWNTOWN REDEVELOPMENT	TOTALS
\$ -	\$ -	\$ -	\$ -	\$ -	\$ 654,926	\$ 654,926
-	-	847	-	-	-	847
-	-	805	-	-	-	2,595
-	-	1,220	-	-	-	711,549
-	-	-	-	-	-	32,945
14,062	-	-	-	-	-	14,062
190,000	-	-	-	-	-	302,000
302,400	-	-	-	-	-	2,581,841
-	-	-	-	-	785,688	785,688
<u>\$ 506,462</u>	<u>\$ -</u>	<u>\$ 2,872</u>	<u>\$ -</u>	<u>\$ -</u>	<u>\$ 1,440,614</u>	<u>\$ 5,086,453</u>
\$ 1,197	-	\$ -	\$ -	\$ -	\$ 9,627	\$ 10,824
5,175	-	-	-	-	-	5,175
-	404,989	232,740	54,393	5,633	1,716,204	2,413,959
-	-	-	-	-	-	32,768
190,000	-	2,026	-	-	-	1,049,091
-	-	-	-	-	-	187,729
<u>196,372</u>	<u>404,989</u>	<u>234,766</u>	<u>54,393</u>	<u>5,633</u>	<u>1,725,831</u>	<u>3,699,546</u>
310,090	-	-	-	-	-	2,354,748
-	-	-	-	-	785,688	785,688
-	(404,989)	(231,894)	(54,393)	(5,633)	(1,070,905)	(1,753,529)
<u>310,090</u>	<u>(404,989)</u>	<u>(231,894)</u>	<u>(54,393)</u>	<u>(5,633)</u>	<u>(285,217)</u>	<u>1,386,907</u>
<u>\$ 506,462</u>	<u>\$ -</u>	<u>\$ 2,872</u>	<u>\$ -</u>	<u>\$ -</u>	<u>\$ 1,440,614</u>	<u>\$ 5,086,453</u>

**ASSETS**

Cash And Investments  
 Receivables:  
     Special Assessments:  
         Unremitted  
         Delinquent  
         Deferred:  
             Certified To County  
             City Owned  
 Accounts:  
     Current  
 Notes  
 Due From Other Funds  
 Land Held For Resale

**TOTAL ASSETS**

**LIABILITIES AND FUND BALANCES**

LIABILITIES:  
 Accounts Payable  
 Contracts Payable  
 Due To Other Funds  
 Interfund Payable  
 Deferred Revenue  
 Advance From Other Funds

**TOTAL LIABILITIES**

**FUND BALANCES:**

Reserved:  
     Reserved For Construction  
     Reserved For Redevelopment  
 Unreserved, Undesignated

**TOTAL FUND BALANCES**

**TOTAL LIABILITIES  
AND FUND BALANCES**

CITY OF CHASKA, MINNESOTA

CAPITAL PROJECT FUNDS - TAX INCREMENT  
 COMBINING STATEMENT OF REVENUES, EXPENDITURES AND CHANGES IN FUND BALANCES  
 FOR THE YEAR ENDED DECEMBER 31, 2003

	DIST #4 FLOOD CONTROL IMPROVEMENT PROJECT	DIST #4 1994 WRITEDOWNS	DIST #4 WRITEDOWNS	DIST #9 FMG	DIST #10 NORDIC TRACK	DIST #4 1995 WRITEDOWNS	DIST #4 1995 SERIES A REVOLVING FUND
<b>REVENUES:</b>							
General Property Taxes:							
Tax Increment, Current	\$ -	\$ -	\$ -	\$ 28,953	\$ -	\$ -	\$ -
Intergovernmental:							
State:							
Other	-	-	-	-	-	-	-
Special Assessments	746	-	-	-	-	-	-
Other Revenues:							
Investment Earnings	808	241	15,612	5,275	2,220	11,101	7,253
Rents	-	-	-	-	-	-	-
Miscellaneous	196,381	-	-	-	-	-	-
<b>TOTAL REVENUES</b>	<b>197,935</b>	<b>241</b>	<b>15,612</b>	<b>34,228</b>	<b>2,220</b>	<b>11,101</b>	<b>7,253</b>
<b>EXPENDITURES:</b>							
Current:							
General Government:							
Administrative Fees	-	-	-	-	200	-	-
Economic Development:							
Professional Services	-	-	-	200	-	-	-
Miscellaneous	-	-	-	-	1,968	-	-
Debt Service:							
Interest	-	-	-	-	21,282	-	-
Capital Outlay:							
Land Purchase / Land Writedowns	-	-	-	-	-	-	-
System Improvements:							
General	-	-	-	-	-	-	-
<b>TOTAL EXPENDITURES</b>	<b>-</b>	<b>-</b>	<b>-</b>	<b>200</b>	<b>23,450</b>	<b>-</b>	<b>-</b>
<b>EXCESS (DEFICIENCY) OF REVENUES OVER (UNDER) EXPENDITURES</b>	<b>197,935</b>	<b>241</b>	<b>15,612</b>	<b>34,028</b>	<b>(21,230)</b>	<b>11,101</b>	<b>7,253</b>
<b>OTHER FINANCING SOURCES (USES):</b>							
Transfers In	-	-	-	-	-	-	-
Transfers Out	(980)	-	-	-	-	-	-
<b>TOTAL OTHER FINANCING SOURCES (USES)</b>	<b>(980)</b>	<b>-</b>	<b>-</b>	<b>-</b>	<b>-</b>	<b>-</b>	<b>-</b>
<b>NET CHANGE IN FUND BALANCES</b>	<b>196,955</b>	<b>241</b>	<b>15,612</b>	<b>34,028</b>	<b>(21,230)</b>	<b>11,101</b>	<b>7,253</b>
<b>FUND BALANCES, January 1</b>	<b>(41,030)</b>	<b>12,147</b>	<b>785,760</b>	<b>254,786</b>	<b>(120,410)</b>	<b>558,713</b>	<b>365,017</b>
<b>FUND BALANCES, December 31</b>	<b>\$ 155,925</b>	<b>\$ 12,388</b>	<b>\$ 801,372</b>	<b>\$ 288,814</b>	<b>\$ (141,640)</b>	<b>\$ 569,814</b>	<b>\$ 372,270</b>



DIST #4 BRICKYARD REDEVELOPMENT	REDEVELOPMENT PLAN NO. 4 NON-TIF DISTRICT PROJECTS	DIST #4 1999 TAXABLE WRITEDOWNS	DIST #11 WEDUM	DIST # 12 CLOVER FIELDS	DIST # 13 NORTH MEADOWS	DIST #14 DOWNTOWN REDEVELOPMENT	TOTALS
\$ -	\$ -	\$ -	\$ -	\$ -	\$ -	\$ -	\$ 28,953
106,639	-	-	-	-	-	-	106,639
-	-	846	-	-	-	-	1,592
6,246	-	-	-	-	-	-	48,756
45,438	-	-	-	-	-	-	45,438
-	-	-	-	-	-	305	196,686
158,323	-	846	-	-	-	305	428,064
-	-	-	-	741	111	-	1,052
42,669	-	-	-	28,275	-	261,953	333,097
5,530	-	-	-	19,000	-	7,365	33,863
-	-	-	-	-	-	16,204	37,486
44,434	-	-	-	-	-	-	44,434
13,292	-	-	-	-	-	-	13,292
105,925	-	-	-	48,016	111	285,522	463,224
52,398	-	846	-	(48,016)	(111)	(285,217)	(35,160)
-	-	-	10,761	-	-	-	10,761
-	-	-	-	-	-	-	(980)
-	-	-	10,761	-	-	-	9,781
52,398	-	846	10,761	(48,016)	(111)	(285,217)	(25,379)
257,692	(404,989)	(232,740)	(10,761)	(6,377)	(5,522)	-	1,412,286
\$ 310,090	\$ (404,989)	\$ (231,894)	\$ -	\$ (54,393)	\$ (5,633)	\$ (285,217)	\$ 1,386,907

REVENUES:  
 General Property Taxes:  
 Tax Increment, Current  
 Intergovernmental:  
 State:  
 Other  
 Special Assessments  
 Other Revenues:  
 Investment Earnings  
 Rents  
 Miscellaneous  
 TOTAL REVENUES

EXPENDITURES:  
 Current:  
 General Government:  
 Administrative Fees  
 Economic Development:  
 Professional Services  
 Miscellaneous  
 Debt Service:  
 Interest  
 Capital Outlay:  
 Land Purchase / Land Writedowns  
 System Improvements:  
 General  
 TOTAL EXPENDITURES

EXCESS (DEFICIENCY) OF REVENUES  
 OVER (UNDER) EXPENDITURES

OTHER FINANCING SOURCES (USES):  
 Transfers In  
 Transfers Out  
 TOTAL OTHER FINANCING  
 SOURCES (USES)

NET CHANGE IN FUND BALANCES

FUND BALANCES, January 1

FUND BALANCES, December 31

**CITY OF CHASKA, MINNESOTA**

**CAPITAL PROJECT FUNDS - SPECIAL ASSESSMENT  
COMBINING BALANCE SHEET  
DECEMBER 31, 2003**

	<b>UNFINANCED IMPROVEMENT PROJECTS</b>	<b>1998 IMPROVEMENT PROJECTS</b>	<b>1999 IMPROVEMENT PROJECTS</b>
<b><u>ASSETS</u></b>			
Cash And Investments	\$ -	\$ -	\$ 18,713
Special Assessments:			
Deferred:			
City Owned	15,733	-	-
Due From Other Funds	-	-	-
Due from Other Governments	-	138,655	-
Land Held For Resale	-	-	-
	<u>15,733</u>	<u>138,655</u>	<u>18,713</u>
<b>TOTAL ASSETS</b>	<b>\$ 15,733</b>	<b>\$ 138,655</b>	<b>\$ 18,713</b>
<b><u>LIABILITIES AND FUND BALANCES</u></b>			
<b>LIABILITIES:</b>			
Accounts Payable	\$ 5,638	\$ 4,806	\$ 18,713
Contracts Payable	-	-	-
Due To Other Funds	1,637,261	133,849	-
Deferred Revenue	16,761	-	-
	<u>1,659,660</u>	<u>138,655</u>	<u>18,713</u>
<b>TOTAL LIABILITIES</b>	<b>1,659,660</b>	<b>138,655</b>	<b>18,713</b>
<b>FUND BALANCES:</b>			
<b>Reserved:</b>			
Reserved For Redevelopment	-	-	-
Unreserved, Undesignated	(1,643,927)	-	-
	<u>(1,643,927)</u>	<u>-</u>	<u>-</u>
<b>TOTAL FUND BALANCES</b>	<b>(1,643,927)</b>	<b>-</b>	<b>-</b>
<b>TOTAL LIABILITIES AND FUND BALANCE:</b>	<b>\$ 15,733</b>	<b>\$ 138,655</b>	<b>\$ 18,713</b>


2000 IMPROVEMENT PROJECTS	2002 IMPROVEMENT PROJECTS	2003 IMPROVEMENT PROJECTS	TOTALS
\$ -	\$ 90,372	\$ -	\$ 109,085
-	-	-	15,733
-	110,535	-	110,535
-	-	-	138,655
-	400,000	-	400,000
<u>\$ -</u>	<u>\$ 600,907</u>	<u>\$ -</u>	<u>\$ 774,008</u>
\$ -	\$ 42,147	\$ 46,427	\$ 117,731
-	231,317	-	231,317
110,535	-	142,902	2,024,547
-	-	-	16,761
<u>110,535</u>	<u>273,464</u>	<u>189,329</u>	<u>2,390,356</u>
-	400,000	-	400,000
(110,535)	(72,557)	(189,329)	(2,016,348)
<u>(110,535)</u>	<u>327,443</u>	<u>(189,329)</u>	<u>(1,616,348)</u>
<u>\$ -</u>	<u>\$ 600,907</u>	<u>\$ -</u>	<u>\$ 774,008</u>

**CITY OF CHASKA, MINNESOTA**

**CAPITAL PROJECT FUNDS - SPECIAL ASSESSMENT  
 COMBINING STATEMENT OF REVENUES, EXPENDITURES AND CHANGES IN FUND BALANCES  
 FOR THE YEAR ENDED DECEMBER 31, 2003**

	UNFINANCED IMPROVEMENT PROJECTS	1998 IMPROVEMENT PROJECTS	1999 IMPROVEMENT PROJECTS
<b>REVENUES:</b>			
Intergovernmental:			
State: Other	\$ -	\$ -	\$ -
Local: Other	-	138,655	-
Special Assessments	79	318	-
Other Revenues:			
Investment Earnings	-	-	21,056
<b>TOTAL REVENUES</b>	<b>79</b>	<b>138,973</b>	<b>21,056</b>
<b>EXPENDITURES:</b>			
Current:			
General Government:			
Administrative Fees	41,466	-	59,479
Economic Development:			
Professional Services	-	-	-
Public Works:			
Professional Services	29,832	5,295	32,521
Capital Outlay:			
Land Purchase / Land Writedowns	-	-	-
Systems Improvements:			
General	-	-	482
Street	-	-	23,947
Storm Sewer	-	875	-
<b>TOTAL EXPENDITURES</b>	<b>71,298</b>	<b>6,170</b>	<b>116,429</b>
<b>EXCESS (DEFICIENCY) OF REVENUES OVER (UNDER) EXPENDITURES</b>	<b>(71,219)</b>	<b>132,803</b>	<b>(95,373)</b>
<b>OTHER FINANCING SOURCES (USES):</b>			
Transfers In	-	63,472	76,345
Transfers Out	-	(1,053,015)	-
<b>TOTAL OTHER FINANCING SOURCES (USES)</b>	<b>-</b>	<b>(989,543)</b>	<b>76,345</b>
<b>NET CHANGE IN FUND BALANCES</b>	<b>(71,219)</b>	<b>(856,740)</b>	<b>(19,028)</b>
<b>FUND BALANCES, January 1</b>	<b>(1,572,708)</b>	<b>856,740</b>	<b>19,028</b>
<b>FUND BALANCES, December 31</b>	<b>\$ (1,643,927)</b>	<b>\$ -</b>	<b>\$ -</b>

2000 IMPROVEMENT PROJECTS	2002 IMPROVEMENT PROJECTS	2003 IMPROVEMENT PROJECTS	TOTALS
\$ -	\$ 1,038,750	\$ -	\$ 1,038,750
-	-	-	138,655
-	-	-	397
-	16,529	-	37,585
-	1,055,279	-	1,215,387
2,093	5,844	634	109,516
-	-	41,817	41,817
7,688	301,090	146,878	523,304
-	19,202	-	19,202
-	108,880	-	109,362
-	1,164,763	95,247	1,283,957
-	-	-	875
9,781	1,599,779	284,576	2,088,033
(9,781)	(544,500)	(284,576)	(872,646)
-	-	95,247	235,064
-	-	-	(1,053,015)
-	-	95,247	(817,951)
(9,781)	(544,500)	(189,329)	(1,690,597)
(100,754)	871,943	-	74,249
\$ (110,535)	\$ 327,443	\$ (189,329)	\$ (1,616,348)



CHASKA

**Nonmajor Budgeted Special Revenue Funds**

**City of Chaska**

**December 31, 2003**

---

The City adopts budgets for the following four nonmajor special revenue funds:

- Ambulance Fund
- Mount Pleasant Maintenance & Care Fund
- Chaska EDA Fund
- Equipment Acquisition Fund

CITY OF CHASKA, MINNESOTA

AMBULANCE SPECIAL REVENUE FUND  
SCHEDULE OF REVENUES, EXPENDITURES AND CHANGES IN FUND BALANCES  
BUDGET AND ACTUAL  
FOR THE YEAR ENDED DECEMBER 31, 2003

---

	<u>ORIGINAL AND FINAL BUDGET</u>	<u>ACTUAL</u>	<u>VARIANCE POSITIVE (NEGATIVE)</u>
REVENUES:			
Intergovernmental:			
County:			
Ambulance Aid	\$ 3,500	\$ 3,500	\$ -
Other Revenue:			
Investment Earnings	500	260	(240)
 TOTAL REVENUES	<u>4,000</u>	<u>3,760</u>	<u>(240)</u>
 EXPENDITURES:			
Current:			
Public Safety:			
Other Services And Charges	685	685	-
 NET CHANGE IN FUND BALANCES	<u>3,315</u>	<u>3,075</u>	<u>(240)</u>
 FUND BALANCES, January 1	<u>13,143</u>	<u>13,143</u>	<u>-</u>
 FUND BALANCES, December 31	<u>\$ 16,458</u>	<u>\$ 16,218</u>	<u>\$ (240)</u>



CITY OF CHASKA, MINNESOTA

**MOUNT PLEASANT MAINTENANCE & CARE SPECIAL REVENUE FUNDS  
SCHEDULE OF REVENUES, EXPENDITURES AND CHANGES IN FUND BALANCES  
BUDGET AND ACTUAL  
FOR THE YEAR ENDED DECEMBER 31, 2003**

---

	<u>ORIGINAL AND FINAL BUDGET</u>	<u>ACTUAL</u>	<u>VARIANCE POSITIVE (NEGATIVE)</u>
<b>REVENUES:</b>			
Taxes:			
Property	\$ 5,606	\$ 5,723	\$ 117
Intergovernmental:			
State:			
Market Value Credit	394	394	-
Charges For Services	1,000	2,100	1,100
Other:			
Investment Earnings	500	1,229	729
Miscellaneous	-	3,808	3,808
<b>TOTAL REVENUES</b>	<u>7,500</u>	<u>13,254</u>	<u>5,754</u>
<b>EXPENDITURES:</b>			
Current:			
Public Works:			
Other Services And Charges	<u>7,500</u>	<u>7,980</u>	<u>(480)</u>
<b>NET CHANGE IN FUND BALANCES</b>	-	5,274	5,274
<b>FUND BALANCES, January 1</b>	<u>146,409</u>	<u>146,409</u>	-
<b>FUND BALANCES, December 31</b>	<u>\$ 146,409</u>	<u>\$ 151,683</u>	<u>\$ 5,274</u>

**CITY OF CHASKA, MINNESOTA**


**CHASKA EDA SPECIAL REVENUE FUND  
SCHEDULE OF REVENUES, EXPENDITURES AND CHANGES IN FUND BALANCES  
BUDGET AND ACTUAL  
FOR THE YEAR ENDED DECEMBER 31, 2003**

	<u>ORIGINAL AND FINAL BUDGET</u>	<u>ACTUAL</u>	<u>VARIANCE POSITIVE (NEGATIVE)</u>
<b>REVENUES:</b>			
Taxes:			
Property	\$ 4,672	\$ 4,665	\$ (7)
Intergovernmental:			
Federal:			
Small Cities Grant	-	128,086	128,086
State:			
Market Value Credit	328	328	-
Other	-	1,188	1,188
Charges For Services	124,200	124,200	-
Other:			
Miscellaneous	22,000	77,206	55,206
<b>TOTAL REVENUES</b>	<u>151,200</u>	<u>335,673</u>	<u>184,473</u>
<b>EXPENDITURES:</b>			
Current:			
Economic Development:			
Operating Supplies	321	-	321
Other Services And Charges	150,879	333,349	(182,470)
<b>TOTAL EXPENDITURES</b>	<u>151,200</u>	<u>333,349</u>	<u>(182,149)</u>
<b>EXCESS (DEFICIENCY) OF REVENUES OVER (UNDER) EXPENDITURES</b>	<u>-</u>	<u>2,324</u>	<u>2,324</u>
<b>OTHER FINANCING SOURCES (USES):</b>			
Transfers Out:			
District #11 Wedum Foundation	-	(10,761)	(10,761)
<b>TOTAL OTHER FINANCING SOURCES (USES)</b>	<u>-</u>	<u>(10,761)</u>	<u>(10,761)</u>
<b>NET CHANGES IN FUND BALANCES</b>	<u>-</u>	<u>(8,437)</u>	<u>(8,437)</u>
<b>FUND BALANCES, January 1</b>	<u>(33,685)</u>	<u>(33,685)</u>	<u>-</u>
<b>FUND BALANCES, December 31</b>	<u>\$ (33,685)</u>	<u>\$ (42,122)</u>	<u>\$ (8,437)</u>

**CITY OF CHASKA, MINNESOTA**

**EQUIPMENT ACQUISITION SPECIAL REVENUE FUND  
 SCHEDULE OF REVENUES, EXPENDITURES AND CHANGES IN FUND BALANCES  
 BUDGET AND ACTUAL  
 FOR THE YEAR ENDED DECEMBER 31, 2003**

	ORIGINAL AND FINAL BUDGET	ACTUAL	VARIANCE POSITIVE (NEGATIVE)
<b>REVENUES:</b>			
Taxes:			
Property	\$ 380,291	\$ 385,928	\$ 5,637
Intergovernmental:			
State:			
Market Value Credit	26,709	26,709	-
Charges For Services	4,000	4,000	-
Other:			
Investment Earnings	-	3,820	3,820
Rents	36,000	40,051	4,051
Refunds And Reimbursements	-	200	200
Contributions And Donations	5,000	8,500	3,500
Miscellaneous	-	1,000	1,000
<b>TOTAL REVENUES</b>	<b>452,000</b>	<b>470,208</b>	<b>18,208</b>
<b>EXPENDITURES:</b>			
Capital Outlay:			
Communications	-	1,362	(1,362)
Administrative Services	-	23,297	(23,297)
Data Processing	25,600	41,031	(15,431)
Community Development	-	336	(336)
Police	134,971	119,093	15,878
Fire	15,000	8,847	6,153
Public Works	293,600	251,900	41,700
<b>TOTAL EXPENDITURES</b>	<b>469,171</b>	<b>445,866</b>	<b>23,305</b>
<b>EXCESS (DEFICIENCY) OF REVENUES OVER (UNDER) EXPENDITURES</b>	<b>(17,171)</b>	<b>24,342</b>	<b>41,513</b>
<b>OTHER FINANCING SOURCES (USES):</b>			
Transfers In:			
General Fund	-	47,700	47,700
Electric	6,800	6,800	-
Water	3,400	3,400	-
Sewer	3,400	3,400	-
Turbine Generator	300,000	300,000	-
Transfers Out:			
\$760M GO Equipment Certificates Fund	(217,000)	(217,000)	-
\$530M GO Equipment Certificates Fund	(190,000)	(190,000)	-
<b>TOTAL OTHER FINANCING SOURCES (USES)</b>	<b>(93,400)</b>	<b>(45,700)</b>	<b>47,700</b>
<b>NET CHANGE IN FUND BALANCES</b>	<b>(110,571)</b>	<b>(21,358)</b>	<b>89,213</b>
<b>FUND BALANCES, January 1</b>	<b>429,627</b>	<b>429,627</b>	<b>-</b>
<b>FUND BALANCES, December 31</b>	<b>\$ 319,056</b>	<b>\$ 408,269</b>	<b>\$ 89,213</b>



CHASKA

Enterprise funds are used to account for operations that are financed and operated in a manner similar to private business enterprises. It is where the intent of the City Council is that the costs of providing goods or services to the general public on a continuing basis be financed or recovered primarily through user charges. This type of fund is also used where the City Council has decided that periodic determination of net income is appropriate for accountability purposes. The city has four nonmajor enterprise funds.

<b>Sewer Fund</b>	This fund is used to account for the operations of the City's Sewer Utility.
<b>Par 30 Golf Fund</b>	This fund is used to account for the operations of the City's 9-hole par 30 public golf course.
<b>Chaska Town Course Fund</b>	This fund is used to account for the operations of the City's 18-hole public golf course.
<b>Internet Service Provider Fund</b>	This fund is used to account for the operations of the City's Chaska.net internet services.

CITY OF CHASKA, MINNESOTA

COMBINING STATEMENT OF NET ASSETS  
NONMAJOR ENTERPRISE FUNDS  
DECEMBER 31, 2003

	SEWER	PAR 30 GOLF	CHASKA TOWN COURSE	INTERNET SERVICE PROVIDER	TOTALS
<b>ASSETS</b>					
Current:					
Cash And Investments	\$ 1,517,456	\$ 79,570	\$ -	\$ -	\$ 1,597,026
Accounts Receivable:					
Current	122,910	36	1,211	12,094	136,251
Unbilled	80,251	-	-	-	80,251
Allowance For Uncollectible Accounts	(1,224)	-	-	(120)	(1,344)
Other	1,378	-	-	-	1,378
Due From Other Governments	-	-	-	200	200
Inventories	11,028	-	37,819	-	48,847
Prepaid Items	82,918	-	-	-	82,918
<b>Total Current Assets</b>	<b>1,814,717</b>	<b>79,606</b>	<b>39,030</b>	<b>12,174</b>	<b>1,945,527</b>
Capital Assets:					
Buildings	255,000	111,537	7,999,620	-	8,366,157
Other Improvements	-	21,313	-	-	21,313
Furniture & Equipment	327,908	80,039	1,063,838	103,556	1,575,341
Infrastructure:					
Pumps, Mains and Others	2,410,559	-	-	-	2,410,559
<b>Total Capital Assets</b>	<b>2,993,467</b>	<b>212,889</b>	<b>9,063,458</b>	<b>103,556</b>	<b>12,373,370</b>
Less: Accumulated Depreciation	(2,049,849)	(119,081)	(2,200,395)	(20,333)	(4,389,658)
<b>Total Net Capital Assets</b>	<b>943,618</b>	<b>93,808</b>	<b>6,863,063</b>	<b>83,223</b>	<b>7,983,712</b>
<b>TOTAL ASSETS</b>	<b>2,758,335</b>	<b>173,414</b>	<b>6,902,093</b>	<b>95,397</b>	<b>9,929,239</b>
<b>LIABILITIES</b>					
Current Liabilities:					
Accounts Payable	5,184	1,233	40,938	2,289	49,644
Salaries Payable	9,218	1,495	10,333	-	21,046
Deposits Payable	-	-	36,716	-	36,716
Compensated Absences	15,265	3,501	32,584	-	51,350
Due To Other Funds	-	-	223,391	274,018	497,409
Due To Other Governments	4,898	-	2,777	1,013	8,688
<b>TOTAL LIABILITIES</b>	<b>34,565</b>	<b>6,229</b>	<b>346,739</b>	<b>277,320</b>	<b>664,853</b>
<b>NET ASSETS</b>					
Invested in Capital Net of Related Debt	943,618	93,808	6,863,063	83,223	7,983,712
Unrestricted	1,780,152	73,377	(307,709)	(265,146)	1,280,674
<b>TOTAL NET ASSETS</b>	<b>\$ 2,723,770</b>	<b>\$ 167,185</b>	<b>\$ 6,555,354</b>	<b>\$ (181,923)</b>	<b>\$ 9,264,386</b>

CITY OF CHASKA, MINNESOTA

COMBINING STATEMENT OF REVENUES, EXPENSES AND CHANGES IN FUND NET ASSETS  
 NONMAJOR ENTERPRISE FUNDS  
 FOR THE YEAR ENDED DECEMBER 31, 2003

	<u>SEWER</u>	<u>PAR 30 GOLF</u>	<u>CHASKA TOWN COURSE</u>	<u>INTERNET SERVICE PROVIDER</u>	<u>TOTALS</u>
<b>OPERATING REVENUES:</b>					
Sales	\$ 1,569,309	\$ 185,930	\$ 1,578,238	\$ 190,895	\$ 3,524,372
<b>OPERATING EXPENSES:</b>					
Production	1,076,629	-	-	74,702	1,151,331
Distribution / Collections	270,060	-	-	8,453	278,513
Administration	181,254	191,006	1,236,293	153,570	1,762,123
Depreciation	117,881	11,334	436,218	76,306	641,739
<b>TOTAL OPERATING EXPENSES</b>	<u>1,645,824</u>	<u>202,340</u>	<u>1,672,511</u>	<u>313,031</u>	<u>3,833,706</u>
<b>OPERATING INCOME (LOSS)</b>	<u>(76,515)</u>	<u>(16,410)</u>	<u>(94,273)</u>	<u>(122,136)</u>	<u>(309,334)</u>
<b>NON-OPERATING REVENUES:</b>					
Investment Earnings	29,419	1,955	-	-	31,374
Gain On Disposal Of Capital Assets	-	-	9,907	-	9,907
Insurance Proceeds	-	-	289,447	-	289,447
<b>TOTAL NON-OPERATING REVENUES</b>	<u>29,419</u>	<u>1,955</u>	<u>299,354</u>	<u>-</u>	<u>330,728</u>
<b>INCOME (LOSS) BEFORE CONTRIBUTIONS AND TRANSFERS</b>	<u>(47,096)</u>	<u>(14,455)</u>	<u>205,081</u>	<u>(122,136)</u>	<u>21,394</u>
<b>CAPITAL CONTRIBUTIONS</b>	5,990	-	-	-	5,990
<b>TRANSFER (OUT)</b>					
Transfers Out	<u>(53,400)</u>	<u>-</u>	<u>(415,000)</u>	<u>-</u>	<u>(468,400)</u>
<b>CHANGE IN NET ASSETS</b>	<u>(94,506)</u>	<u>(14,455)</u>	<u>(209,919)</u>	<u>(122,136)</u>	<u>(441,016)</u>
<b>NET ASSETS, January 1</b>	<u>2,818,276</u>	<u>181,640</u>	<u>6,765,273</u>	<u>(59,787)</u>	<u>9,705,402</u>
<b>NET ASSETS, December 31</b>	<u>\$ 2,723,770</u>	<u>\$ 167,185</u>	<u>\$ 6,555,354</u>	<u>\$ (181,923)</u>	<u>\$ 9,264,386</u>

CITY OF CHASKA, MINNESOTA

COMBINING STATEMENT OF CASH FLOWS  
NONMAJOR ENTERPRISE FUNDS  
FOR THE YEAR ENDED DECEMBER 31, 2003


	SEWER	PAR 30 GOLF	CHASKA TOWN COURSE	INTERNET SERVICE PROVIDER	TOTALS
<b>CASH FLOWS FROM OPERATING ACTIVITIES:</b>					
Cash Received From Customers	\$ 1,552,518	\$ 185,894	\$ 1,577,740	\$ 192,469	\$ 3,508,621
Cash Payments To Suppliers For Goods And Services	(1,230,493)	(92,662)	(691,083)	(241,165)	(2,255,403)
Cash Payments To Employees For Services	(297,015)	(97,209)	(616,910)	-	(1,011,134)
Net Cash Provided (Used) By Operating Activities	<u>25,010</u>	<u>(3,977)</u>	<u>269,747</u>	<u>(48,696)</u>	<u>242,084</u>
<b>CASH FLOWS FROM NON-CAPITAL FINANCING ACTIVITIES:</b>					
Transfers To Other Funds	(53,400)	-	(415,000)	-	(468,400)
Interfund Loans From Other Funds	-	-	89,028	82,534	171,562
Intergovernmental	-	-	-	814	814
Net Cash Provided (Used) By Non-Capital Finance Activities	<u>(53,400)</u>	<u>-</u>	<u>(325,972)</u>	<u>83,348</u>	<u>(296,024)</u>
<b>CASH FLOWS FROM CAPITAL AND RELATED FINANCING ACTIVITIES:</b>					
Capital Contributions	5,990	-	-	-	5,990
Acquisition Of Capital Assets	(446)	1	(243,129)	(34,652)	(278,226)
Trade In Of Capital Assets	-	-	9,907	-	9,907
Insurance Proceeds From Fire	-	-	289,447	-	289,447
Net Cash Provided (Used) By Capital And Related Financing Activities	<u>5,544</u>	<u>1</u>	<u>56,225</u>	<u>(34,652)</u>	<u>27,118</u>
<b>CASH FLOWS FROM INVESTING ACTIVITIES:</b>					
Interest On Investments	<u>30,503</u>	<u>1,955</u>	<u>-</u>	<u>-</u>	<u>32,458</u>
<b>NET INCREASE (DECREASE) IN CASH AND CASH EQUIVALENTS</b>	7,657	(2,021)	-	-	5,636
<b>CASH AND CASH EQUIVALENTS, January 1</b>	1,509,799	81,591	-	-	1,591,390
<b>CASH AND CASH EQUIVALENTS, December 31</b>	<u>\$ 1,517,456</u>	<u>\$ 79,570</u>	<u>\$ -</u>	<u>\$ -</u>	<u>\$ 1,597,026</u>

(Continued)



COMBINING STATEMENT OF CASH FLOWS  
NONMAJOR ENTERPRISE FUNDS  
FOR THE YEAR ENDED DECEMBER 31, 2003

	SEWER	PAR 30 GOLF	CHASKA TOWN COURSE	INTERNET SERVICE PROVIDER	TOTALS
RECONCILIATION OF OPERATING INCOME (LOSS) TO NET CASH PROVIDED (USED) BY OPERATING ACTIVITIES:					
Operating Income (Loss)	\$ (76,515)	\$ (16,410)	\$ (94,273)	\$ (122,136)	\$ (309,334)
Adjustments To Reconcile Operating Income (Loss) To Net Cash Provided (Used) By Operating Activities:					
Depreciation Expense	117,881	11,334	436,218	76,306	641,739
Allowance For Uncollectible Accounts	(185)	-	-	58	(127)
(Increase) Decrease In Assets:					
Accounts Receivable	(16,606)	(36)	(498)	1,516	(15,624)
Inventory	2,157	-	9,695	-	11,852
Prepaid Items	12,610	-	41	-	12,651
Increase (Decrease) In Liabilities:					
Accounts Payable	(19,978)	559	13,719	(4,440)	(10,140)
Contracts Payable	-	-	(98,382)	-	(98,382)
Salaries Payable	4,569	576	8,377	-	13,522
Deposits Payable	-	-	(7,846)	-	(7,846)
Due To Other Governments	1,077	-	2,696	-	3,773
NET CASH PROVIDED (USED) BY OPERATING ACTIVITIES	<u>\$ 25,010</u>	<u>\$ (3,977)</u>	<u>\$ 269,747</u>	<u>\$ (48,696)</u>	<u>\$ 242,084</u>



CHASKA

Agency funds account for assets that the City holds on behalf of others as their agent and are custodial in nature. The following is a list of the City's Agency funds:

**Builders' Deposit Fund**

This agency fund is used to account for the collection of assets in the form of deposits from builders.

**Developers' Fund**

This agency fund is used to account for the collections of assets in the form of deposits from developers.

**MCES Collection Fund**

This agency fund is used to account for the collection of assets in the form of sewer availability charges and contributed to the Metropolitan Council Environmental Services (MCES).

CITY OF CHASKA, MINNESOTA


COMBINING STATEMENT OF NET ASSETS  
 AGENCY FUNDS  
 DECEMBER 31, 2003

	BUILDERS DEPOSIT FUND	DEVELOPERS FUND	MCES COLLECTIONS FUND	TOTAL AGENCY FUNDS
<b>ASSETS</b>				
Cash And Investments	\$ 151,554	\$ -	\$ 49,725	\$ 201,279
Receivables:				
Accounts	-	8,296	-	8,296
Other	-	2,451	-	2,451
Due From Other Funds	2,086	-	-	2,086
Due From Other Governments	-	101	-	101
<b>TOTAL ASSETS</b>	<b>\$ 153,640</b>	<b>\$ 10,848</b>	<b>\$ 49,725</b>	<b>\$ 214,213</b>
<b>LIABILITIES</b>				
Accounts Payable	\$ -	\$ 8,762	\$ -	\$ 8,762
Due To Other Funds	-	2,086	-	2,086
Due To Other Governments	-	-	49,725	49,725
Deposits Payable	153,640	-	-	153,640
<b>TOTAL LIABILITIES</b>	<b>\$ 153,640</b>	<b>\$ 10,848</b>	<b>\$ 49,725</b>	<b>\$ 214,213</b>

CITY OF CHASKA, MINNESOTA

AGENCY FUNDS  
 COMBINING STATEMENT OF CHANGES IN ASSETS AND LIABILITIES  
 FOR THE YEAR ENDED DECEMBER 31, 2003

	BALANCE JANUARY 1, 2003	ADDITIONS	DELETIONS	BALANCE DECEMBER 31, 2003
<b>BUILDERS DEPOSIT FUND</b>				
<u>ASSETS</u>				
Cash And Investments	\$ 184,195	\$ 132,350	\$ 164,991	\$ 151,554
Due From Other Funds	63,924	2,086	63,924	2,086
<b>TOTAL ASSETS</b>	<b>\$ 248,119</b>	<b>\$ 134,436</b>	<b>\$ 228,915</b>	<b>\$ 153,640</b>
<u>LIABILITIES</u>				
Accounts Payable	\$ 9,000	\$ 142,760	\$ 151,760	\$ -
Deposits Payable	239,119	132,350	217,829	153,640
<b>TOTAL LIABILITIES</b>	<b>\$ 248,119</b>	<b>\$ 275,110</b>	<b>\$ 369,589</b>	<b>\$ 153,640</b>
<b>DEVELOPERS FUND</b>				
<u>ASSETS</u>				
Cash And Investments	\$ -	\$ 132,443	\$ 132,443	\$ -
Accounts Receivable	63,924	74,324	129,952	8,296
Other Receivable	3,839	74,256	75,644	2,451
Due from Other Governments	-	156	55	101
<b>TOTAL ASSETS</b>	<b>\$ 67,763</b>	<b>\$ 281,179</b>	<b>\$ 338,094</b>	<b>\$ 10,848</b>
<u>LIABILITIES</u>				
Accounts Payable	\$ 3,839	\$ 73,442	\$ 68,519	\$ 8,762
Due To Other Funds	63,924	2,086	63,924	2,086
<b>TOTAL LIABILITIES</b>	<b>\$ 67,763</b>	<b>\$ 75,528</b>	<b>\$ 132,443</b>	<b>\$ 10,848</b>
<b>MCES COLLECTIONS</b>				
<u>ASSETS</u>				
Cash	\$ 175,800	\$ 691,650	\$ 817,725	\$ 49,725
<u>LIABILITIES</u>				
Due To Other Governments	\$ 175,800	\$ 752,850	\$ 878,925	\$ 49,725
<b>TOTAL ALL AGENCY FUNDS</b>				
<u>ASSETS</u>				
Cash And Investments	\$ 359,995	\$ 956,443	\$ 1,115,159	\$ 201,279
Accounts Receivable	63,924	74,324	129,952	8,296
Other Receivable	3,839	74,256	75,644	2,451
Due From Other Funds	63,924	2,086	63,924	2,086
Due From Other Governments	-	156	55	101
<b>TOTAL ASSETS</b>	<b>\$ 491,682</b>	<b>\$ 1,107,265</b>	<b>\$ 1,384,734</b>	<b>\$ 214,213</b>
<u>LIABILITIES</u>				
Accounts Payable	12,839	216,202	220,279	8,762
Due To Other Funds	63,924	2,086	63,924	2,086
Due To Other Governments	175,800	752,850	878,925	49,725
Deposits Payable	239,119	132,350	217,829	153,640
<b>TOTAL LIABILITIES</b>	<b>\$ 491,682</b>	<b>\$ 1,103,488</b>	<b>\$ 1,380,957</b>	<b>\$ 214,213</b>



CHASKA